



DUAL OUTLET VALVES: COPPER COMPRESSION INLET x COPPER COMPRESSION (RISER) OUTLETS



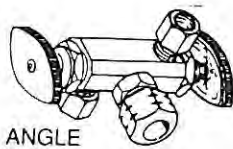
Cat. No.	Valve Inlet	Riser Outlet	Side Outlet
C778	1/2" Nom. Compr.	3/8" O.D. Compr.	3/8" O.D. Compr.
C780	1/2" Nom. Compr.	1/2" O.D. Compr.	3/8" O.D. Compr.

DUAL OUTLET VALVES: F.I.P. INLET x COPPER COMPRESSION (RISER) OUTLETS



C768	1/2" F.I.P.	3/8" O.D. Compr.	3/8" O.D. Compr.
C765	1/2" F.I.P.	1/2" O.D. Compr.	3/8" O.D. Compr.
C767	1/2" F.I.P.	1/2" O.D. Compr.	1/2" O.D. Compr.

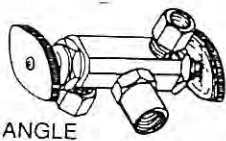
ANGLE DUAL SHUT OFF STOPS



ANGLE

COPPER COMPRESSION INLET X COPPRESSION OUTLETS

C6594	1/2" NOM.	3/8" O.D. X 1/4" O.D.
C6596	1/2" NOM.	3/8" O.D. X 3/8" O.D.
C1981	1/2" NOM.	3/8" O.D. X 1/2" O.D.



ANGLE

FEMALE IRON PIPE INLET X COPPRESSION OUTLETS

C1982	1/2" IPS	3/8" O.D. X 1/4" O.D.
C1983	1/2" IPS	3/8" O.D. X 3/8" O.D.

SHUT-OFF STOP COMPONENT PARTS

C6597 Rubber Bibb Washer



C6598 Bonnet Packing for Stops



934 S.E. Sixth Avenue • Portland, Oregon 97214 • (503) 235-2167 • (800) 929-5039 • Fax (503) 239-3774

NO-BURST® CONNECTORS BRAIDED STAINLESS STEEL



UPC Approved

	<u>CAT. NO.</u>	<u>DESCRIPTION</u>	<u>BULK MODEL#</u>	<u>QTY. PER CASE</u>
	FAUCET CONNECTORS			
	C6881	3/8" Female compression thread	B1F12 (12")	25
	C1519	X	B1F16 (16")	25
	C1520	1/2" I.P. Female straight thread	B1F20 (20")	25
	C1521		B1F30 (30")	25
	C6884	1/2" Female compression thread	B3F12 (12")	25
	C1526	X	B3F16 (16")	25
	C1527	1/2" I.P. Female straight thread	B3F20 (20")	25
	C1528		B3F30 (30")	25
	C1531	1/2" I.P. Female straight thread	B4F12 (12")	25
	C1532	X	B4F16 (16")	25
	C1533	1/2" I.P. Female straight thread	B4F20 (20")	25
	C1535		B4F30 (30")	25
	C1534		B4F36 (36")	10
	C1536		B4F60 (60")	10
	C1537		B4F72 (72")	10
	MISC. CONNECTORS			
	C1540	3/8" Female compression thread	B6F09 (9")	25
	C1541	X	B6F12 (12")	25
	C1542	3/8" Female compression thread	B6F30 (30")	25
	C1544		B6F30 (30")	25
	TOILET CONNECTORS			
	C1522	3/8" Female compression thread	B1T09 (9")	25
	C1523	X	B1T12 (12")	25
	C6882	7/8" Female ballcock thread	B1T16 (16")	25
	C6883		B1T20 (20")	25
	C1529	1/2" Female compression thread X	B3T09 (9")	
	C1530	7/8" Female ballcock thread	B3T12 (12")	
	C1538	1/2" I.P. Female straight thread	B4T09 (9")	25
	C1539	X	B4T12 (12")	25
	C6885		B4T16 (16")	25
C6886	7/8" Female ballcock thread	B4T20 (20")	25	
	DISHWASHER CONNECTOR			
	C1524	3/8" Female compression thread	B1W48 (48")	10
	C1525	X	B1W60 (60")	10
		1/2" Female compression thread		
	C1545	3/8" Female compression thread	B6W48 (48")	10
	C1546	X	B6W60 (60")	10
C1547	3/8" Female compression thread	B6W72 (72")	10	
	HIGH-PRESSURE WASHING MACHINE HOSE			
	C1548	3/4" Female hose thread	B9WM48 (48")	10
		X		
	C1549	3/4" Female hose thread	B9WM60 (60')	10

68

LAVATORY: FLEXIBLE COPPER ONE-PIECE RISER W/INSERT




POL. BRASS Cat. No.	CHROME Cat. No.	Size	Length
C748	C789	3/8" O.D.	12"
	C790	3/8" O.D.	15"
	C792	3/8" O.D.	20"
	C792	3/8" O.D.	30"
	C795	3/8" O.D.	36"
	C796	3/8" O.D.	36"
	C814	1/2" O.D.	12"
	C815	1/2" O.D.	15"
	C816	1/2" O.D.	20"
	C823	1/2" O.D.	30"

CLOSET: FLEXIBLE COPPER RISER W/ PLASTIC INSERT GASKET NOSEPIECE



C747	C797	3/8" O.D.	12"
	C799	3/8" O.D.	20"
C749	C817	1/2" O.D.	12"
	C822	1/2" O.D.	20"

COPPER TUBING (DEAD SOFT) POLISHED CHROME



C850	3/8" O.D.	6 feet
C853	1/2" O.D.	6 feet

SINK: FLEXIBLE COPPER COMPRESSION RISER



C798	3/8" O.D.	12"
C791	3/8" O.D.	15"
C794	3/8" O.D.	20"

LAVATORY: POLYBUTYLENE RISER W/ DELRIN® SLEEVE



C800	3/8" O.D.	12"
C801	3/8" O.D.	15"
C802	3/8" O.D.	20"
C803	3/8" O.D.	30"

CLOSET: POLYBUTYLENE RISER W/ DELRIN® SLEEVE




C805	3/8" O.D.	12"
C806	3/8" O.D.	15"
C813	3/8" O.D.	20"

COMPONENT PARTS FOR RISER TUBES



Part No.	Description	Material
C851	For 3/8" O.D. Tube – Solder Application	Brass
C152	For 3/8" O.D. Tube	Poly-Plastic

F.I.P. INLET x COPPER COMPRESSION OUTLET CHROME



Part No.	Type	Inlet	Outlet
C854	Straight	3/8" F.I.P.	3/8" O.D. Tube
C856	Straight	1/2" F.I.P.	3/8" O.D. Tube
C859	Straight	1/2" F.I.P.	1/2" O.D. Tube
C950	Elbow	3/8" F.I.P.	3/8" O.D. Tube
C952	Elbow	1/2" F.I.P.	3/8" O.D. Tube
C953	Elbow	1/2" F.I.P.	1/2" O.D. Tube



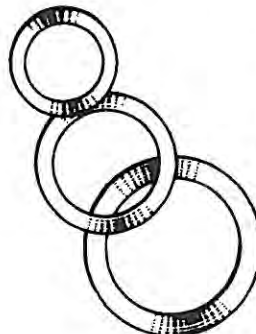
M.I.P. INLET x COPPER COMPRESSION OUTLET CHROME

Part No.	Type	Inlet	Outlet
C855	Straight	3/8" M.I.P.	3/8" O.D. Tube
C857	Straight	1/2" M.I.P.	3/8" O.D. Tube
C860	Straight	1/2" M.I.P.	1/2" O.D. Tube

COPPER SWEAT INLET x COPPER COMPRESSION OUTLET CHROME



Part No.	Type	Inlet	Outlet
C858	Straight	1/2" Nom. Sweat	3/8" O.D. Tube



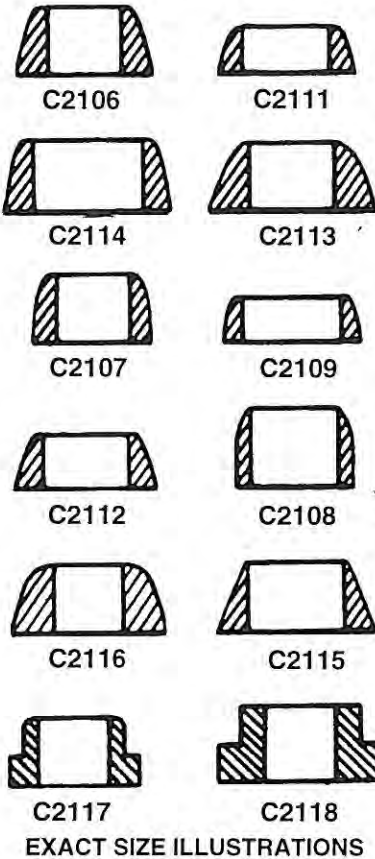
FRICTION RINGS

C4545	1/2"	x 3/8" Friction Ring
C4548	1/2"	x 1/2" Friction Ring
C4566	B.C.	x 3/8" Friction Ring
C4552	1 1/4"	x 1 1/4" Friction Ring
C4556	1 1/2"	x 1 1/4" Friction Ring

934 S.E. Sixth Avenue • Portland, Oregon 97214 • (503) 235-2167 • (800) 929-5039 • Fax (503) 239-3774

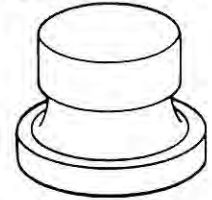
CONE SLIP JOINT WASHERS

RUBBER



Cat. No.	Use	DIA.	HOLE	HEIGHT
C2106	1/2" Nut, 3/8" O.D. Tube	23/32"	3/8"	3/8"
C2111	1/2" Shallow Nuts, 7/16" O.D. Tube	23/32"	7/16"	1/4"
C2114	Upper Bath Supply Nuts	7/8"	9/16"	13/32"
C2113	Upper Bath & Ballcock Supply	37/32"	7/16"	3/8"
C2107	1/2" Nut, 7/16" O.D. Tube	5/8"	3/8"	3/8"
C2109	1/2" Shallow Nuts, 1/2" O.D. Tube	23/32"	1/2"	1/4"
C2112	Ballcock Supply Nuts, 1/2" or 7/16" Tube	3/4"	7/16"	5/16"
C2108	1/2" Nut, 7/16" or 1/2" O.D. Tube	5/8"	7/16"	7/16"
C2116	Ballcock Supply for 3/8" O.D. Tube	13/16"	11/32"	3/8"
C2115	Upper Bath & Ballcock Supply Nuts	27/32"	1/2"	3/8"
C2117	Step Design for 3/8" O.D. Tubing For Lavatory or Sink	3/4"	3/8"	3/8"
C2118	Step Design for 3/8" Ballcock Supply	13/16"	3/8"	7/16"


NU-SEAL DIAPHRAGM FOR AMERICAN STANDARD



C2076 Model 36516

DIAPHRAGM FOR AMERICAL STANDARD

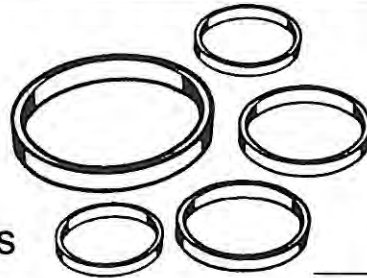
AquaSeal (New Style)



C2515 Model 36565

CONE SLIP JOINT WASHERS

Cat. No.	Used For	I.D.	O.D.	THICK
C2164	1 1/4" Standard	1 3/16"	1 7/16"	3/16"
C2123	1 1/4" x 1 1/2" Nuts	1 3/16"	1 11/16"	3/16"
C2125	1 3/8" x 1 1/2" Nuts	1 3/8"	1 3/4"	3/16"
C2165	1 1/2" Standard	1 7/16"	1 11/16"	3/16"
C2121	2" Standard	1 7/8"	2 1/16"	3/16"
C2122	1 1/4" Shallow Nuts	1 3/16"	1 7/16"	1/8"
C2126	1 1/2" Shallow Nuts	1 7/16"	1 11/16"	1/8"
C2124	2" x 1 1/2" Nuts	1 7/16"	2 3/16"	1/8"
C2119	1 1/4" Medium	1 3/16"	1 3/8"	3/16"
C2120	1 1/2" Medium	1 7/16"	1 5/8"	3/16"



36333

HOSE WASHERS



36335

Cat. No.	Model No.	Size	I.D.	O.D.	Thickness
C2098	36333	5/8"	3/4"	1"	1/8"
C2099	36335	5/8"	9/16"	1"	-
C2097*	36326	5/8"	3/4"	1"	1/8"

*Cloth insert not shown




C2516 #36812
Seat Washer for Chicago "Quatern"



C2188 #36739
Handle Bushing for Crane

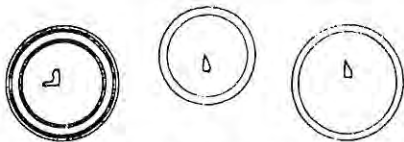


C2514 #36738
Washer for Crane "Dialese"



C2174 #35693
Diverter Washer for Sterling

POLYETHYLENE SLIP-JOINT WASHERS



PACKED 100 PER BOX

Cat. No.	Description
C2517	1 1/4"
C2518	1 1/2"
C2519	Sink Strainer Coupling 1 1/2"
C2520	1 1/2" x 1 1/4"

UNION WASHERS

Use dielectric union washers wherever dissimilar metals occur in piping & plumbing systems or where an electrically insulated connection is required, such as water storage tanks, gas piping, air conditioning, water conditioners, oil piping, plating tanks, water pumps and steam lines.



Cat. No.	Model No.	Size	O.D.	I.D.	Thickness
C2153	60093	1/2" std.	1-3/16"	3/4"	3/32"
C2136	61261	3/4" std.	1-3/8"	15/16"	3/32"
C2137	60094	3/4" over	1-1/2"	1"	3/32"
	61262	1" std.	1-5/8"	1-1/8"	3/32"
	61263	1" over	1-13/16"	1-1/4"	3/32"
C2139	61264	1-1/4" std.	2-1/8"	1-1/2"	3/32"
	61265	1-1/2" std.	2-7/16"	1-11/16"	3/32"
C2140	61266	2" std.	2-13/16"	2-3/16"	3/32"



**DUAL THREAD
SLOTTED AERATOR**

C387
Sold individually come in convenient 6 pack tube or 144 each in counter display pack.

ECONOMY LOW FLOW
(Recommended for lavatory faucets)
1.5 gpm (5.7 L/mon)

REGULAR MALE 15/16" -27

C397



REGULAR FEMALE 55/64" -27

C398



REGULAR DUAL THREAD

15/16" -27 (Outside)
55/64" -27 (Inside)

C399




3/4" MALE HOSE THREAD

C396
Small Diameter



**DUAL THREAD
WITH AERATOR**

C388 15/16" - 27 Male
Large Diameter 55/64" - 27 Female



SMALL MALE 13/16" -27

C400



SMALL FEMALE 3/4" -27

C401
Fits Price Pfister



**DUAL THREAD
WITH AERATOR**

C389
15/16" - 27 Male
55/64" - 27 Female Small Diameter
Bottom



FEMALE 3/4" HOSE THREAD

C390
Small Diameter
Bottom



C4354
Dual x 3/4" Male
Hose x Aerator

C6199
3/4" Female Hose
x Aerator (std.)

C394
Dual Thread x 3/4"
Male Hose
15/16" Male
(Except as noted)

**NEOPERL Faucet Adapters
Chrome Plated Brass**



C391
15/16" - 27 Male



C392
13/16" - 27 Male



C4353
55/64" - 27 Female
X 3/4" Male Hose



C395
13/16" - 24 Female
(Chicago)



C393
3/4" - 27 Female
(Price Pfister)

934 S.E. Sixth Avenue • Portland, Oregon 97214 • (503) 235-2167 • (800) 929-5039 • Fax (503) 239-3774

PIPE REPAIR FITTINGS

MALLEABLE IRON COMPRESSION COUPLINGS

- Galvanized for corrosion protection
- EPDM gaskets
- Metal friction ring
- Maximum 125 psi at 140°F
- Fits both IPS and schedule 40 pipe
- Pipe ends must be restrained

LONG PATTERN

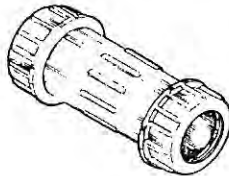
CAT. NO.	IPS	Body Length
C2718	1/2"	3-3/8"
C2719	3/4"	3-5/8"
C2720	1"	3-7/8"
C2721	1-1/4"	4-1/8"
C2722	1-1/2"	4-5/16"
C2723	2"	4-1/2"



PVC COMPRESSION COUPLINGS

- EPDM gaskets
- 150 psi at 73°F
- For use on cold water lines only
- Ribbed body and nuts for gripping
- Fits both IPS and schedule 40 pipe
- Pipe ends must be restrained

CAT. NO.	IPS	Body Length
C2724	1/2"	3-3/4"
C2725	3/4"	3-15/16"
C2726	1"	4-3/4"
C2727	1-1/4"	5-3/16"
C2728	1-1/2"	5-3/8"
C2729	2"	6"

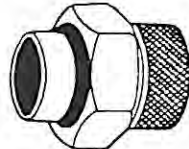


DIELECTRIC UNIONS

- Prevents electrolysis or galvanic action when connecting dissimilar metals

FEMALE X SWEAT

CAT. NO.	FIP X COPPER SWEAT
C2990	1/2" x 1/2" (5/8" O.D.)
C2991	3/4" x 3/4" (7/8" O.D.)
C2992	1" x 1" (1-1/8" O.D.)
C2993	1-1/4" x 1-1/4" (1-3/8" O.D.)
C2994	1-1/2" x 1-1/2" (1-5/8" O.D.)
C2995	2" x 2" (2-1/8" O.D.)



STAINLESS STEEL REPAIR CLAMPS

- 301 stainless steel
- Plated lug for corrosion protection
- Neoprene gaskets
- Plated carriage bolts and nuts
- Long neck carriage bolts for easy installation
- Not for use on hot water lines


3" ONE BOLT

CAT. NO.	IPS	Body Length
C2737	1/2"	3/4"
C2738	3/4"	3/4"
C2739	1"	1-1/4"
C2740	1-1/4"	1-1/2"
C2741	1-1/2"	-
C2742	2"	-



6" TWO BOLT

CAT. NO.	IPS	Body Length
C2730	3/8"	1/2"
C2731	1/2"	3/4"
C2732	3/4"	1"
C2733	1"	1-1/4"
C2734	1-1/4"	1-1/2"
C2735	1-1/2"	-
C2736	2"	-



HANGS TUFF™ - DWV Pipe Hanger

- Super strong I-beam design
- Preloaded nails
- Unique locking stem finger
- Loaded with features
- White or black ABS material is corrosion free

Many Uses: Plumbing, Hydronic Heating, HVAC/R, Storage

BLACK ABS - Drain, Waste & Vent (DWV)

CAT. NO.	Description
C4711	1-1/2" DWV Hangs Tuff
C4712	2" DWV Hangs Tuff
C4713	3" DWV Hangs Tuff
C4714	4" DWV Hangs Tuff



Protected by U.S. Patent No. 5,385,320

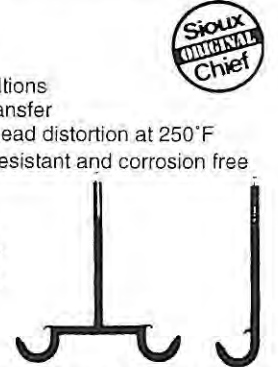
HANGS TUFF JR™

Copper Tube Size (CTS) Hanger

- Perfect for CTS piping (copper, CPVC, PB)
- Allows for pipe expansion and contraction
- Straight, consistent, professional looking installations
- Great for hydronic heat piping. Minimal heat transfer
- Safe working temperature: 225°F (170°C) No head distortion at 250°F
- Black or white ABS material is strong, impact resistant and corrosion free

BLACK ABS - Copper tube size (CTS)

CAT. NO.	Description
C4708	1/2" x 1/2" CTS Hangs Tuff Jr.
C4734	3/4" x 3/4" CTS Hangs Tuff Jr.
C4707	1/2" CTS Hangs Tuff Jr.
C4709	3/4" CTS Hangs Tuff Jr.
C4710	1" CTS Hangs Tuff Jr.



Protected by U.S. Patent No. 5,385,320

SOLDER "C" STRAP

Hi-Set Copper Tube Hanger

- Great for pre-piped jobs
- 17 gauge hanger spot solders directly to copper tube
- Snap-on to 1/2" or 3/4" nominal copper tube - then solder in place
- 2 holes on 1-5/8" centers
- Copper plated steel

CAT. NO. Description

C4695	1/2" CTS, cu, plated Hi eared "C" strap
C4697	3/4" CTS, cu, plated Hi eared "C" strap



Snap-on and spot solder to pre-piped copper tube

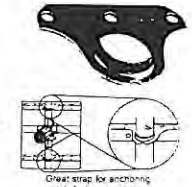
SOLDER "O" STRAP

Hi-Set Copper Tube Hanger

- New design features center hole to allow mounting with only one screw or nail
- 17 gauge hanger spot solders directly to copper tube
- 3 holes on 13/16" centers. End holes on 1-5/8" centers
- Copper plated steel

CAT. NO. Description

C4696	1/2" CTS, cu, plated Hi eared "O" strap
C4698	3/4" CTS, cu, plated Hi eared "O" strap



Great strap for anchoring tub & shower valves

DOUBLE STICK PIPE INSULATION

- Complete seal assured on hot or cold water pipes
- Two strips of self-adhesive mylar seal easily at any length
- 100% closed cell polyethylene
- 3/4" wall thickness
- 5/8" - 1-3/8" can be shipped UPS/CARTON QUANTITIES ONLY

CAT. NO.	I.D.	CTS	IPS
C4915	5/8"	1/2"	3/8"
C4916	7/8"	3/4"	1/2"
C4917	1-1/8"	1"	3/4"
C4918	1-3/8"	1-1/4"	1"
C4919	1-5/8"	1-1/2"	1-1/4"
C4920	2-1/8"	2"	-



PIPE HANGERS, HOOKS, INSULATION

TUBE TALON™

Drive Hook

- Durable, black, high-density polyethylene material eliminates corrosion and tubing damage, plus insulates against water line noise.
- Snaps onto any nominal tube size piping (copper, PB, CPVC). For IPS piping (PVC and iron pipe) use next larger size TUBE TALON.
- Allows tube to expand and contract with less noise. Ring shank nail assures a permanent hold. Tube is not damaged if overdriven.
- Installing the TUBE TALON in *Alternating Directions* is recommended to ensure secure piping.

CAT. NO.	Size	Description
C4715	1/2"	Black PE Talon w/preloaded nail
C4717	3/4"	Black PE Talon w/preloaded nail



SIoux STRAP™

Tube Hanger

- Durable, black, high-density polyethylene material eliminates corrosion while it insulates and isolates the tube from the mounting surface, thus reducing water line noise. Wraps completely around tubing.
- Hinged design makes installation fast and easy
- Tube is not damaged if overdriven.
- Allows tube to expand and contract with less noise. Ring shank nail assures a permanent hold.

CAT. NO.	Size	Description
C4704	1/2"	Black PE strap w/preloaded nail
C4705	3/4"	Black PE strap w/preloaded nail
C4706	1"	Black PE strap w/preloaded nail



Protected by U.S. patent No. 4,260,123

TWIN TALON™

Drive Hook

- Affixes both 1/2" nominal and 3/4" nominal tube and any tubing or conduit, 5/8" O.D. thru 7/8" O.D.
- Snaps on to pipe for easy one-handed installation.
- Cannot damage tube if overdriven.
- Allows tube to expand and contract with less noise.
- Ring-shank nail assures a permanent hold.

CAT. NO.	Size	Description
C4716	1/2"-3/4"	CTS black PE dual talon with preload nail



Quick and Easy to Install!



Gripping fingers snap on to 1/2" tube ... and flex back when snapped on to 3/4" tube.

J-HOOKS

- Vinyl Coated
- C6996 - 1/2"
- C6997 - 3/4"
- C6998 - 1"



WIRE PIPE HANGERS

- C6999 - 1/2" (4")
- C7001 - 3/4" (4")
- C7000 - 1/2" (6")
- C7002 - 3/4" (6")



GALVANIZED PLUMBER'S TAPE

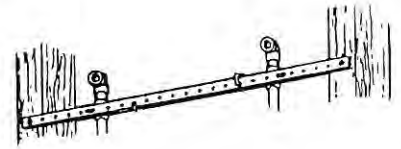
- C192 - 24 GA 3/4" X 10'
- C191 - 28 GA 3/4" x 10'



HOO-K-ON STRAPS

- Width: 5/8" • Gauge: 14

CAT. NO.	Description
C7022	18"
C7023	26"



MULTI-PURPOSE PIPE HOLDER

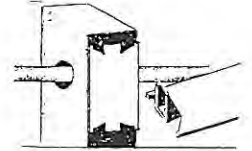
- Secures pipe to forms during the concrete pour
- Scored tail piece snaps off when stripping form boards
- Solvent cements to ABS or PVC pipe
- Made of high-impact plastic

CAT. NO.	Description
C7007	1-1/2" - 2" ABS
C7008	3" - 4" ABS



SELF NAILING SAFETY PLATES

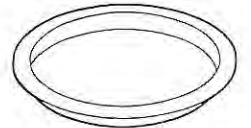
CAT. NO.	Description
C7020	3"
C7021	5"



INSET PLUG ON

- Designed for schedule 40 ABS or PVC DWV pipe
- Hinged knockouts prevent center from filling into pipe
- Constructed of high-impact plastic

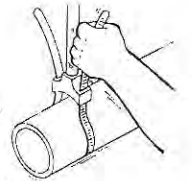
CAT. NO.	Description
C7003	IPO 1-1/2"
C7004	IPO 2"
C7005	IPO 3"
C7006	IPO 4"



HANG'EM® II Pipe Hanger

- Replaces galvanized straps
- Constructed of heat-resistant plastic
- Fits all schedule 40 DWV pipe sizes up to 4" in diameter
- Features adjustable zip-strap
- "Tripel beam" yoke construction
- 1/2" grade/flow indicators allow more accurate installations

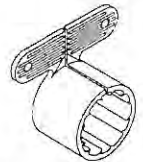
CAT. NO.	Description
C7019	Adjustable strap cinches to hang 1-1/2", 2", 3" or 4" plastic pipe.



FLEXI-FIN® Insulating Suspension Clamp

- Features patented fin design
- High-ear design allows installation in hard-to-reach areas
- Secures copper, CPVC and polybutylene pipe to both wood and metal framework
- Use in both residential and commercial construction

CAT. NO.	Description
C7013	FF ISC 1/2"
C7014	FF ISC 3/4"
C7015	FF ISC 1"



U.S. Patent No. 4,903,921 (Part No's P-2031, P-2032, P-2033)

FLEXI-FIN® Pipe Insulator for Wood and Metal Studs

- Features patented fin design
- High-ear design allows installation in hard-to-reach areas
- Secures copper, CPVC and polybutylene pipe to both wood and metal framework
- Use in both residential and commercial construction

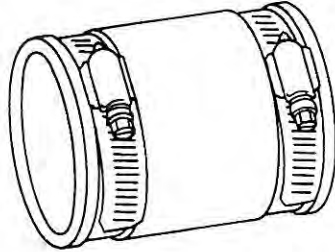
CAT. NO.	Description
C7016	FF PI 1/2"
C7017	FF PI 3/4"
C7018	FF PI 1"



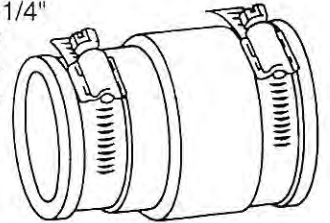
73

FERNCO COUPLINGS CI, PLASTIC TO CI, PLASTIC

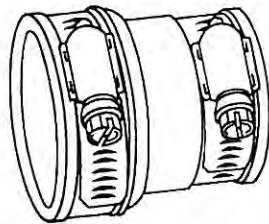
C496	1056-125	1-1/4"
C497	1056-150	1-1/2"
C500	1056-22	2"
C503	1056-33	3"
C508	1056-44	4"
C510	1056-66	6"



C498	1056-150/125	1-1/2" x 1-1/4"
C499	1056-215	2" x 1-1/2"
C501	1056-315	3" x 1-1/2"
C504	1056-415	4" x 1-1/2"
C502	1056-32	3" x 2"
C505	1056-42	4" x 2"
C506	1056-43	4" x 3"
C509	1056-64	6" x 4"

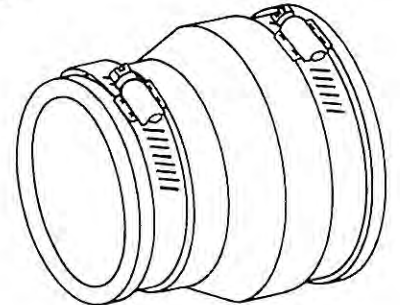


C517	DTC-150	1-1/2" Drain Trap Connector
C511	22U-205	2" Donut
C512	33U-205	3" Donut
C513	33U-305	3" Sewer
C514	44U-205	4" x 2" Donut
C515	44U-305	Sewer Donut 3" Plaster x 4" SU Hub
C516	44U-405	4" Sewer Donut



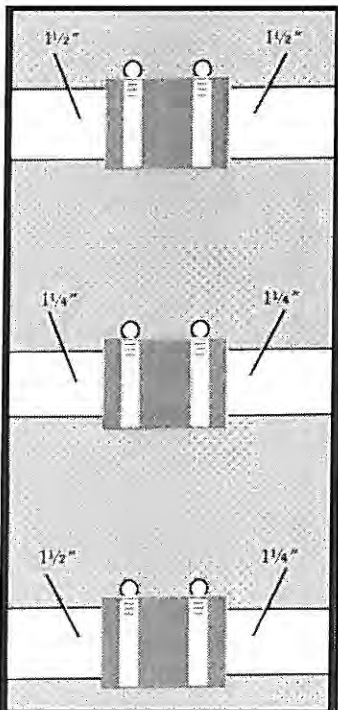
1002 Series
Clay x C.I./Plastic
C492 4" x 4"

1006 Series
Concrete x C.I./Plastic
C493 4" x 4"
C494 6" x 4"
C495 6" x 6"



DRAIN & TRAP CONNECTORS

C533

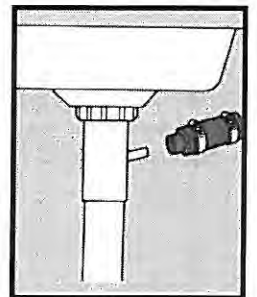


C517	DTC-150	1-1/2" x 1-1/2" or 1-1/4"
C518	DWC-100	Dishwasher Drain Connector
C533	TC-150	Tubular Drain Pipe Connector
C4318	No-hub Torque Wrench, Pre-Set at 60 P.S.I. for Tightening Clamps on Couplings	

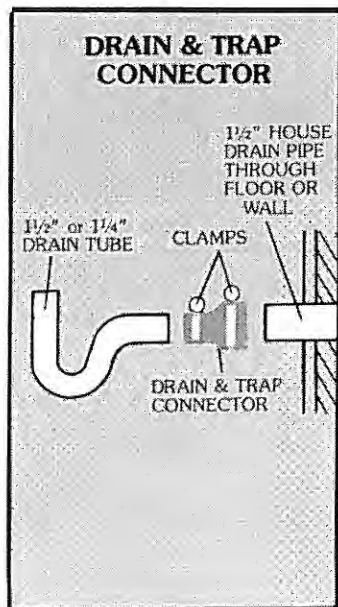
C4318



C518



C517




CALL US FOR REPLACEMENT
HOSE CLAMPS & NO-HUB
COUPLINGS.

PIPE SUPPLIES

PLUMBER'S TAPE

- Provides maximum 100 lbs. tensile strength
- Use to install potable water systems
- Eliminates rust or electrolysis problems

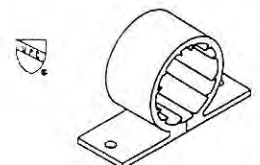
CAT. NO.	Description
C7009	3/4" x 100' Plastic Roll



FLEXI-FIN® Pipe Clamp

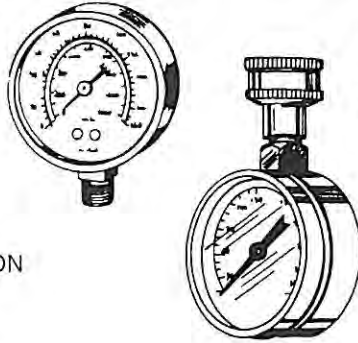
- Patented fin design
- Secures copper, CPVC and polybutylene pipe to both wood and metal framework
- Use in both residential and commercial construction

CAT. NO.	Description
C7010	FF PC 1/2"
C7011	FF PC 3/4"
C7012	FF PC 1"



GAUGES AND ACCESSORIES

General purpose standard gauges
Brass socket - Heavy steel enamel case
- glass window. Connection: 1/4" I.P.S. -
bottom Mount or center back
Accuracy + 2% at middle of scale.



BOTTOM MOUNT - 1/4" I.P.S. CONNECTION

Part No.	Range	Dial
C4606	30	2-1/2"
C4607	60	2-1/2"
C4608	100	2-1/2"
C4609	200	2-1/2"

WATER TEST GAUGE & ACCESSORIES

C4568


2-1/2" dial -300 lbs. 1/4" NPT brass upper connection and metal case with brass coupling nut, sleeve and washer.

**PRIME-RITE
TRAP PRIMER VALVE
SPECIFICATIONS
C4380**

Machined of corrosion resistant brass - contains no springs or diaphragms.

"O" ring seals tested for reliability at a temperature range of -40° to 450° F.

Installed anywhere on the line - at least 12" above the traps to insure proper flow.
Inlet opening 1/2" male NPT, outlet 1/2" female NPT.





**WATER HAMMER ARRESTOR
For Laundry Equipment
C4396**

Model WHA-500L
Construction: Barrel-Type "K" copper
Piston - Brass
Cap - Brass
Adapter - Brass

Seal Rings: "O" Rings, Parker spec. (N951-75) high heat.

Seal Lubrication: Dow-Corning Silicone #111


Solder Joints: 95-5 Lead Free
Adaptor: Silbrazed Joint

P.P.P., Inc. Patent 1/2" adapter
U.S. Patent No. 3,633, 627

3/4" Female hose coupling



FLOOR DRAIN TRAP PRIMER



C4391 C4392

MODEL P-1 & P-2 FLOOR

- Adjustable to line pressure.
- Adjustable for desired delivery amount.
- Model P-1 will prime from 3 to 8 drains using the P.P.P., Inc. patent distribution system.
- Model P-2 will prime 1 or 2 drains using the P.P.P., Inc. patent distribution system.
- Primer valves should not be placed closer than 40 feet apart when using the same potable water supply line.
- For every 20 feet of floor drain trap make-up water line the primer must be a minimum of one foot elevation from the finished floor.
- Operating range: 35 to 75 P.S.I.G.

SYSTEM -RATED WATER HAMMER ARRESTORS




INSTALLATION: May be installed in new or existing plumbing systems with a standard pipe tee.
MAINTENANCE: Maintenance free - the piston is the only moving part.
PRESSURE-BURSTING: Tested in excess of 500 P.S.I.
TEMPERATURE RANGE: -40° F to 450° F.
CONSTRUCTION: Barrel-fabricated of type "K" hard drawn copper.
Cap: Standard wrought copper fittings, attached to barrel with 95-5 solder.
Piston and threaded adapter: Machined of free turning brass.
Seals: "O" rings, Parker Spec. N741-75
Seal Lubricant: Dow-Corning Silicone compound #111, FF and DA approved for use in potable water systems.
OPERATING PRESSURE: Designed to operate on all domestic and commercial line pressure. Normal operating pressure 35 to 250 P.S.I.G. Spike pressure 1,500 P.S.I.G.
**Engineered for water conservation.*

IPS & SWT ARRESTORS

CAT. NO.	MODEL #	SIZE
C4377	SC-500	1/2"
C4378	SC-750	3/4"
C4379	SC-1000	1"
C4394	SWA-500	1/2"
C4395	SWA-750	3/4"

934 S.E. Sixth Avenue • Portland, Oregon 97214 • (503) 235-2167 • (800) 929-5039 • Fax (503) 239-3774



BAP ADAPTOR

C4373 - 2", C4374 - 3", C6848 - 4"

ABS or P.V.C. Tapped P-trap Adaptor

The BAP Adaptor will cement inside a standard P-trap and is available in 2", 3" and 4" sizes. A 1/2", 5/8" brass compression fitting is provided with each adaptor for the attachment to a drain trap water make-up line. It provides a 360° adjustment prior to cementing in place. It meets ASTM D-2661 or ASTM D-2665 Standards. ABS and P.V.C. materials schedule #40 D.W.V.

FEATURES:

- Cuts installation costs
- Adjustable 360° Primer Line Attachment
- Eliminated No-hub Tapped P-trap, 2 ABS/NH adaptors and 2 NH Couplings or P.V.C. NH adaptors
- Professional appearance
- A 1/2", or 5/8" brass compression fitting supplied for Primer Line attachment
- UPC/IAPMO listed
ABS file #2683
P.V.C. file #2692



FLUID DISTRIBUTION MANIFOLDS

C4382

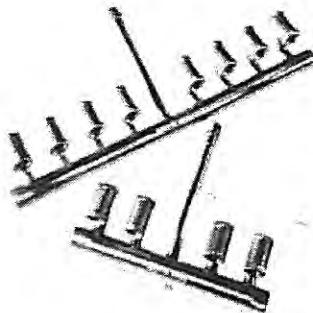
P/N PM-2
Overall Length - 6"

C4383

P/N PM-4
Overall Length - 10"

C4385

P/N PM-8
Overall Length - 18"



- Manufactured from copper and brass components
- Manufactured to your specific requirements
- Standard stock items in 2, 4, 6 & 8 opening configurations
- Additional opening requirements made to specification

MANIFOLD SPECIFICATION:

Manifolds are manufactured using type "K" copper tube and rough brass fittings. All solder used is 95-5, and we guarantee all solder joints to be water tight. All raw materials are carried in our inventory so manufacturing lead time will not exceed one week.

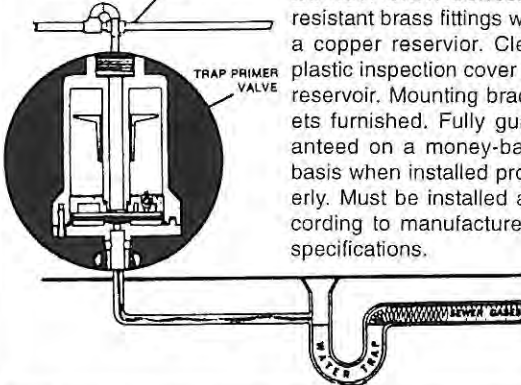
APPLICATIONS:

- Multiple floor drains
- Trap priming
- Hydronic heating
- Solar heating

FLOOR DRAIN TRAP PRIMER

C4381
Model PO-500

Avoid direct installation to prevent foreign material from entering directly into primer.

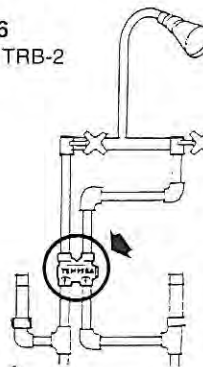


Metered amounts of water from the TRAP PRIMER VALVE are distributed to as many as 8 drain traps by means of the DISTRIBUTION UNIT. Corrosion resistant brass fittings with a copper reservoir. Clear plastic inspection cover on reservoir. Mounting brackets furnished. Fully guaranteed on a money-back basis when installed properly. Must be installed according to manufacturer's specifications.

TEMPERA AUTOMATIC PRESSURE COMPENSATING VALVE



C4386
Model TRB-2



INSTALLATION:

May be installed at any point on 1/2" water supply line at any angle or position. It is not necessary that the Tempera Valve be mounted level.

The Tempera Valve may be mounted concealed or exposed - a chrome plated model is available for exposed installations.

NOTE: Water Hammer Arrestors are recommended as indicated on the drawing to eliminate all pipe noise.

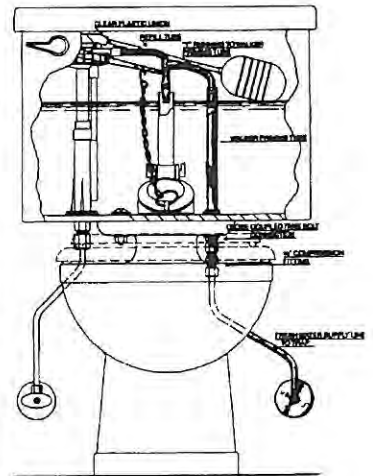
EXTERNAL: Red-Bronze cast body containing over 85% ingot copper. S.A.E. 40 A.S.T.M. #B62-52 (malleable when hammer-struck or with misuse of wrench).

INTERNAL: Stainless steel (Carpenter's type 8, #303) is used in the piston and sleeve. Lubrication of moving parts is with Dow Corning 107 Silicone Compound. All seals tested for reliability at a temperature range of -40° to +450°F.

CORROSION RESISTANCE: The Tempera Valve is highly resistant to calcium, lime, sulphur, iron, alkali, phosphorus, as well as some commercial acids.

MAINTENANCE: A minimum is required, other than occasional flushing of foreign deposits. Of the Tempera Valve's four parts, only the balancing piston moves. This simple, compact design minimizes wear and mechanical failures.

Walker Closet Primer



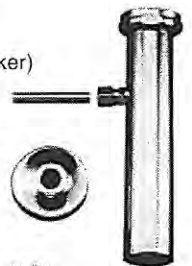
C4390
Model WCP-1

The Walker Primer is designed to prime one floor drain trap at a distance not to exceed ten (10) feet away. It is recommended that a 3/8" make-up water line is run between the primer and the floor drain trap.

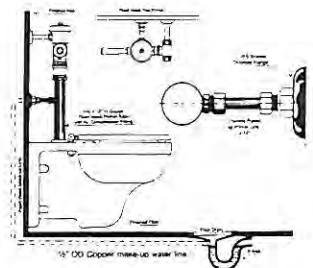
FLUSH VALVE PRIMER

C4376
FVP-1, FVP-1VB
(with vacuum breaker)

The Flush Valve Primer replaces the standard flush valve connection providing a fresh water prime to replenish the floor drain trap seal.



Each time the flush valve operates, approximately 3 ozs. of water flows through the priming tube connection. A 1/2" OD copper make-up water line running between the priming tube connection and the floor drain trap is recommended. The flush valve primer is intended for use with water closets consuming 3.5 gla/flush.



76

FLARE PLUG

- C6600 For 1/4" O.D. Tube
- C6603 For 3/8" O.D. Tube



FLARE CAP

- C6604 1/4" O.D. Tube
- C6605 5/16" O.D. Tube
- C6606 3/8" O.D. Tube



FLARE NUT – SHORT

- C6607 1/4" O.D. Tube
- C6608 3/8" O.D. Tube
- C6609 1/2" O.D. Tube
- C6610 5/8" O.D. Tube
- C6611 7/8" O.D. Tube



FLARE UNION – TUBE BOTH ENDS

- C6612 1/4" O.D. Tube, Both Ends
- C6613 3/8" O.D. Tube, Both Ends
- C6614 1/2" O.D. Tube, Both Ends
- C6615 5/8" O.D. Tube, Both Ends




FLARE x F.I.P UNION

- C6617 3/8" O.D. Tube x 3/8" F.I.P.
- C6635 1/2" O.D. Tube x 1/2" F.I.P.
- C6636 3/4" O.D. Tube x 3/4" F.I.P.



FLARE x F.I.P REDUCING UNION

- C6616 1/4" O.D. Tube x 1/8" F.I.P.
- C6618 3/8" O.D. Tube x 1/2" F.I.P.
- C6619 1/2" O.D. Tube x 3/8" F.I.P.
- C6620 1/2" O.D. Tube x 3/4" F.I.P.
- C6637 5/8" O.D. Tube x 3/4" F.I.P.



FLARE x M.I.P UNION

- C6641 1/4" O.D. Tube x 1/4" M.I.P.
- C6642 3/8" O.D. Tube x 3/8" M.I.P.
- C6643 1/2" O.D. Tube x 1/2" M.I.P.



FLARE x M.I.P REDUCING UNION

- C6638 1/4" O.D. Tube x 1/8" M.I.P.
- C6639 1/4" O.D. Tube x 3/8" M.I.P.
- C6640 1/4" O.D. Tube x 1/2" M.I.P.
- C6621 3/8" O.D. Tube x 1/4" M.I.P.
- C6622 3/8" O.D. Tube x 1/2" M.I.P.
- C6623 1/2" O.D. Tube x 1/4" M.I.P.
- C6624 1/2" O.D. Tube x 3/8" M.I.P.
- C6625 1/2" O.D. Tube x 3/4" M.I.P.
- C6626 5/8" O.D. Tube x 1/2" M.I.P.
- C6627 3/4" O.D. Tube x 1/2" M.I.P.
- C6628 7/8" O.D. Tube x 3/4" M.I.P.



FORGED FLARE x M.I.P ELBOW*

- C6644 1/4" O.D. Tube x 1/4" M.I.P.
- C6645 3/8" O.D. Tube x 3/8" M.I.P.
- C6646 1/2" O.D. Tube x 1/2" M.I.P.



FORGED FLARE x M.I.P REDUCING ELBOW*

- C6629 3/8" O.D. Tube x 1/4" M.I.P.




FORGED FLARE x F.I.P REDUCING ELBOW*

- C6632 150-8-6 1/2" O.D. Tube x 3/8" F.I.P.



FORGED FLARE ELBOW – TUBE BOTH ENDS

- C6633 155-10 5/8" O.D. Tube, Both Ends



FORGED FLARE ELBOW – TUBE ALL 3 ENDS

- C6634 144-8 1/2" O.D. Tube, 3 Ends



COMPRESSION SLEEVE

- C861 60-2 For 1/8" O.D. Tube
- C862 60-4 For 1/4" O.D. Tube
- C863 60-5 For 5/16" O.D. Tube
- C864 60-6 For 3/8" O.D. Tube
- C865 60-8 For 1/2" O.D. Tube



COMPRESSION NUT

- C872 61-2 1/8" O.D. Tube
- C873 61-4 1/4" O.D. Tube
- C874 61-5 5/16" O.D. Tube
- C875 61-6 3/8" O.D. Tube
- C878 61-8 1/2" O.D. Tube
- C879 61-10 5/8" O.D. Tube



COMPRESSION UNION – TUBE BOTH ENDS

- C882 62-2 1/8" O.D. Tube, Both Ends
- C883 62-4 1/4" O.D. Tube, Both Ends
- C884 62-5 5/16" O.D. Tube, Both Ends
- C885 62-6 3/8" O.D. Tube, Both Ends
- C889 62-8 1/2" O.D. Tube, Both Ends
- C891 62-10 5/8" O.D. Tube, Both Ends
- C894 62-12 3/4" O.D. Tube, Both Ends
- C895 62-14 7/8" O.D. Tube, Both Ends



COMPRESSION REDUCING UNION – TUBE BOTH ENDS

- C886 62-6-4 3/8" O.D. Tube x 1/4" O.D. Tube, Both Ends
- C887 62-6-5 3/8" O.D. Tube x 5/16" O.D. Tube, Both Ends
- C890 62-8-6 1/2" O.D. Tube x 3/8" O.D. Tube, Both Ends



COMPRESSION X F.I.P. REDUCING UNION

- C911 66-4-6 1/4" O.D. Tube x 3/8" F.I.P.
- C912 66-4-8 1/4" O.D. Tube x 1/2" F.I.P.
- 66-5-2 5/16" O.D. Tube x 1/8" F.I.P.
- 66-5-4 5/16" O.D. Tube x 1/4" F.I.P.
- 66-6-2 3/8" O.D. Tube x 1/8" F.I.P.
- 66-6-4 3/8" O.D. Tube x 1/4" F.I.P.
- C914 66-6-8 3/8" O.D. Tube x 1/2" F.I.P.
- C915 66-6-8 3/8" O.D. Tube x 1/2" F.I.P.
- C917 66-8-4 1/2" O.D. Tube x 1/4" F.I.P.
- C918 66-8-6 1/2" O.D. Tube x 3/8" F.I.P.
- 66-10-6 5/8" O.D. Tube x 3/8" F.I.P.
- C919 66-10-8 5/8" O.D. Tube x 1/2" F.I.P.
- C920 66-10-12 5/8" O.D. Tube x 3/4" F.I.P.
- 66-12-8 3/4" O.D. Tube x 1/2" F.I.P.
- 66-14-2 7/8" O.D. Tube x 3/4" F.I.P.



77

COMPRESSION x M.I.P. UNION

C923	68-4	1/4" O.D. Tube x 1/4" M.I.P.
C928	68-6	3/8" O.D. Tube x 3/8" M.I.P.
C933	68-8	1/2" O.D. Tube x 1/2" M.I.P.



COMPRESSION X M.I.P. REDUCING UNION

C922	68-4-2	1/4" O.D. Tube x 1/8" M.I.P.
C925	68-4-6	1/4" O.D. Tube x 3/8" M.I.P.
C924	68-4-8	1/4" O.D. Tube x 1/2" M.I.P.
C926	68-5-4	5/16" O.D. Tube x 1/4" M.I.P.
C927	68-6-4	3/8" O.D. Tube x 1/4" M.I.P.
C929	68-6-8	3/8" O.D. Tube x 1/2" M.I.P.
C931	68-8-4	1/2" O.D. Tube x 1/4" M.I.P.
C932	68-8-6	1/2" O.D. Tube x 3/8" M.I.P.
C934	68-8-12	1/2" O.D. Tube x 3/4" M.I.P.
C935	68-10-6	5/8" O.D. Tube x 3/8" M.I.P.
C937	68-10-8	5/8" O.D. Tube x 1/2" M.I.P.
C936	68-12-8	3/4" O.D. Tube x 1/2" M.I.P.
C939	68-14-8	7/8" O.D. Tube x 1/2" M.I.P.
C940	68-14-12	7/8" O.D. Tube x 3/4" M.I.P.



COMPRESSION ELBOW – TUBE BOTH ENDS

C906	65-4	1/4" O.D. Tube. Both Ends
C907	65-6	3/8" O.D. Tube. Both Ends
C909	65-8	1/2" O.D. Tube. Both Ends
C908	65-10	5/8" O.D. Tube. Both Ends



COMPRESSION x M.I.P. ELBOW

C942	69-4	1/4" O.D. Tube x 1/4" M.I.P.
C945	69-6	3/8" O.D. Tube x 3/8" M.I.P.
C948	69-8	1/2" O.D. Tube x 1/2" M.I.P.



COMPRESSION X M.I.P. REDUCING ELBOW

C941	69-4-2	1/4" O.D. Tube x 1/8" M.I.P.
C943	69-4-6	1/4" O.D. Tube x 3/8" M.I.P.
C946	69-6-8	3/8" O.D. Tube x 1/2" M.I.P.
C947	69-8-6	1/2" O.D. Tube x 3/8" M.I.P.
C949	69-10-8	5/8" O.D. Tube x 1/2" M.I.P.



COMPRESSION X F.I.P. REDUCING ELBOW

C951	70-6-8	3/8" O.D. Tube x 1/2" F.I.P.
------	--------	------------------------------




COMPRESSION TEE – TUBE ALL 3 ENDS

C898	64-2	1/8" O.D. Tube. 3 Ends
C899	64-4	1/4" O.D. Tube. 3 Ends
C900	64-5	5/16" O.D. Tube. 3 Ends
C901	64-6	3/8" O.D. Tube. 3 Ends
C903	64-8	1/2" O.D. Tube. 3 Ends
C905	64-10	5/8" O.D. Tube. 3 Ends



COMPRESSION REDUCING TEE – TUBE ALL 3 ENDS

C902	64-6-6-4	3/8" O.D. Tube x 3/8" O.D. Tube x 1/4" O.D. Tube
C904	64-8-8-6	1/2" O.D. Tube x 1/2" O.D. Tube x 3/8" O.D. Tube



COMPRESSION REDUCING TEE W/MALE PIPE THREAD ON BRANCH

C954	1/2" O.D. Tube x 1/2" O.D. Tube x 3/8" M.I.P.
------	---



DRAIN COCKS / NEEDLE VALVES


COMPRESSION TO MALE PIPE – STRAIGHT

C965	1/4" O.D. Tube x 1/4" M.I.P.
------	------------------------------



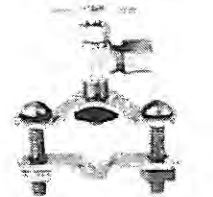
COMPRESSION TO COMPRESSION STRAIGHT VALVE

C962	3/16" O.D. Tube x 3/16" O.D. Tube
C963	1/4" O.D. Tube x 1/4" O.D. Tube
C964	3/8" O.D. Tube x 3/8" O.D. Tube



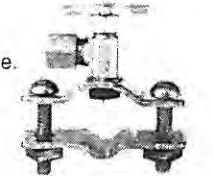
NEEDLE VALVE KIT

C957	1/4" O.D. Tube x 1/8" M.I.P. Kit Consists of: One Each Per Package – Needle Valve, Saddle Clamp, Nuts (2), Bolts (2), and Washers.
------	---



NEEDLE VALVE KIT (SELF-PIERCING)

C958	For 3/8" to 1" O.D. Tube. 1/4" O.D. Compr. Tube Outlet on Needle Valve. Kit Consists of: One Each Per Package – Needle Valve, Saddle Clamp, Nuts (2), Bolts (2), and Washers. Kit Includes Brass Sleeve For Copper Tube Installation and Delrin Sleeve and Brass Insert For Plastic.
------	--



ICEMAKER – HUMIDIFIER KIT

C961	3/8" O.D. Tube Compression Tee x 1/4" O.D. Comp. Tube Outlet on Needle Valve. Used to Connect Water Lines on Icemakers, Water Coolers and Humidifiers.
------	--



SPRAY AND HOSE

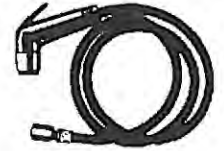
- C4576 4' Hose with Universal Coupling, 1/Box
- C4577 Spray Head, 1/Box
- C4578 Complete Unit with Universal Coupling, 1/Box
- C4579 White Spray Head



C4576



C4577 Black
C4579 White



C4578

DIVERTER VALVES

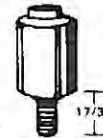
- C1067 Fits Delta
- C3948 Fits Briggs, Chicago, Eljer, Speakman
- C3950 Fits Kohler
- C3951 Fits Kohler, Price-Pfister, Crane
- C3952 Fits American Standard (Schiabie)
- C3953 Fits Cuthbert and Young
- C3954 Fits Amer. Stand., Delta, Savoy, Speakman
- C3955 Fits Federal-Huber
- C2714 Fits Nile and Valley



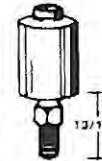
C1067



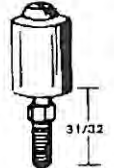
C3948



C3950



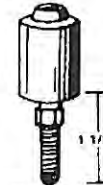
C3951



C3952



C3953



C3954



C3955



C2714

SINK AND LAVATORY GASKETS

- C2000 SINK GASKET. New style – standard for laundry tray funnels. rubber.



BASIN GASKETS

Rubber

- C1997 1-1/4" MACK PATTERN 1-1/4" I.D., 2" O.D.
- C1998 1-1/4" WIDE PATTERN 1-1/4" I.D., 2-3/8" O.D.
- C1999 1-1/2" WIDE PATTERN 1-7/16" I.D., 2-3/8" O.D.



BASIN ROSETTES




C4532 Deep



C4533 Flat

SINK CONNECTION WASHERS

		O.D.	I.D.	THICK
C2101	CLOTH INSERTED RUBBER	1-3/4"	1-5/16"	1/8"
C2104	DUO STRAINER RUBBER	4-3/8"	3-1/2"	3/32"
C2105	DUO STRAINER BACK UP	4-3/8"	3-1/2"	1/16"



STOPPERS

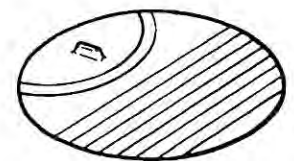
- C2021 Basin Stopper. White rubber with plated ring. Fits 1" thru 1 3/8".
- C2022 Tub Stopper. White rubber with plated ring. Fits 1 1/2" thru 2".
- C2023 Flat Rubber Stopper. Side lift tab. White.



C2021



C2022



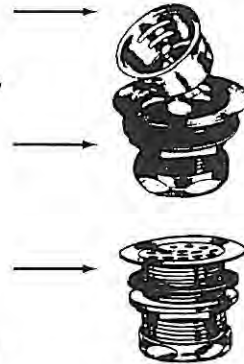
C2023

934 S.E. Sixth Avenue • Portland, Oregon 97214 • (503) 235-2167 • (800) 929-5039 • Fax (503) 239-3774

STRAINERS



- C4491 Stainless steel basket only for C4487
- C4488 Jr. basket strainer (Bridgeport) less tailpiece, brass C.P. Ind. boxed w/washers and D.C. nuts, for 2" to 2½" outlets
- C4487 Stainless steel body and basket. Ind. boxed. Midget duo strainer with washers and D.C. nuts. For 2" to 2-1/2" outlets.
- C4490 Stainless sink plug 1⅙" high complete with nuts, washer and 3-prong strainer.
- C4489 Brass C.P. tray plug 1⅙" high complete with nuts, washers and rubber stopper. (Not Shown)



- C1868 Duo Sink Strainer
Stainless Steel
Chrome Plated Stem



- C183 SPIN N GRIN
Duo Sink Strainer
Heavy Gauge Brass
Chrome Plated

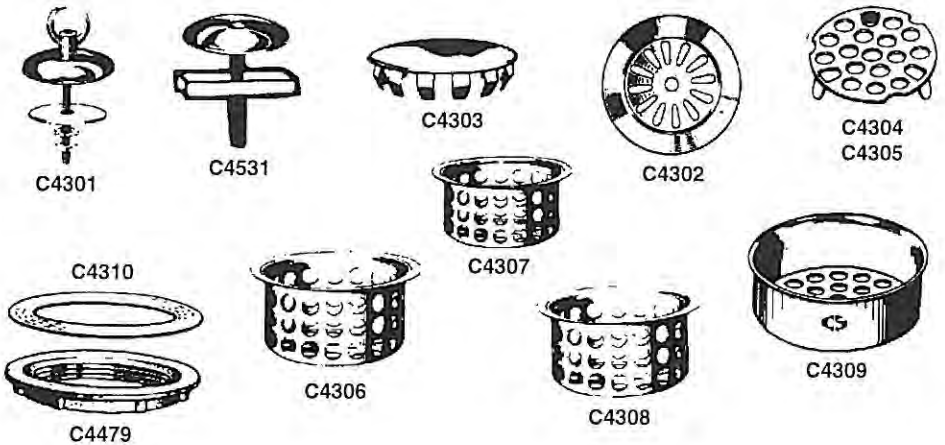


- C340 Replacement Basket Strainer

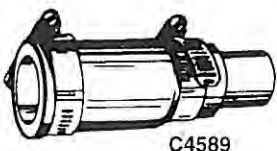


- C3294 Snap N Loc
C182 Standard (1120)
Double Cup Basket Strainer

- C4301 1¾" with Chain Stay, S.S., Bulk
- C4531 1¾" Faucet Hole Cover
- C4303 1½" Snap-In, S.S., 1/Bg.
- C4302 Overflow Strainer, C.P. Brass, 3⅞"
- C4304 Strainer w/3 Prongs, 1⅞"
- C4305 Strainer w/3 Prongs, 1⅝"
- C4306 Strainer, Sink Type w/Post, 1½", Bulk
- C4307 Strainer, Basin Type Less Post, 1", Bulk
- C4308 Strainer, Sink Type Less Post, 1½", Bulk
- C4309 Strainer, Laundry Sink and Tub, 1/Cd.
- C4310 Galvanized Friction Washer, 3⅞", Bulk
- C4479 Locknut, 3⅞", Bulk



DISPOSER PARTS



C4589



C2134



C2019



C2020

- C2134 Rubber Hush Cushion For Insinkerator Disposer.
- C4589 Fits-all Dishwasher Disposal Kit. E-Z to install with 2 worm gear clamps. One complete kit per poly bag.
- C2019 Disposer Splash Guard. Snap fit for most disposers. Black rubber.
- C2020 Disposer Stopper. White rubber. Fits most disposers.

WASTE AND OVERFLOWS

ABS BATH WASTE AND OVERFLOW
Touch Toe Closure (Less Pipe and Tee)
2 Hole Overflow Plate

C4296	1280	1-1/2"	C.P.
C5541	1282	1-1/2"	P.B.
C5543	1284-W	1-1/2"	White
C5540	1260	1-1/2"	Single Hole CP

AB&A



ABS BATH WASTE AND OVERFLOW
Brass Push eN Lift Closure
(Less Pipe and Tee) 2 Hole Overflow Plate

C4297	971	1-1/2"	C.P.
C5394	973	1-1/2"	P.B.



SHOWER DRAINS

BRASS SHOWER DRAIN (Non Caulk)
Complete with stainless steel grill, brass caulking
ring, neoprene sealing joint and locking key

C5542	6520	2"	S.S. Grate #7200
-------	------	----	------------------



PLASTIC GRATES
(Carded)

C5545	For product #3400 below		
	7103	N/A	ABS Arctic White



SHOWER DRAIN (Solvent Weld)
For use in fiberglass or
other preformed shower stalls

C5544	3400	2"	White Plastic Grate #7103
-------	------	----	---------------------------



METAL GRATES

C5546	7200	C.P.
C5547	7203	P.B.



STOPPERS / STRAINERS

SNAP-IN STAINLESS STEEL
REPLACEMENT STRAINERS

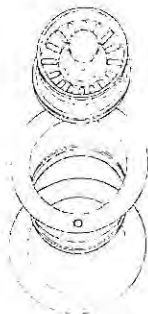
CAT NO.	SIZE	FITS
C2783	3"	2" DWV
C2784	4"	3" DWV
C2785	5"	4" DWV



DECORATIVE GARBAGE DISPOSAL FLANGE,
STOPPER AND STRAINER COMBINATION
FOR IN-SINK-ERATOR

- Manufactured of celcon and ABS
- Also acts as basket strainer
- Snaps in to cover existing disposal rim
- Patented design
- No tools required for installation
- Fits In-Sink-Erator and similar brands

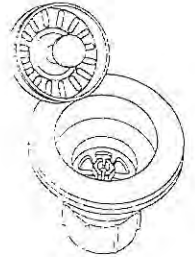
CAT NO.	DESCRIPTION
C272	Polar white disposal assembly
C273	Almond disposal assembly



STOPPERS / STRAINERS

DECORATIVE BASKET STRAINERS

- Manufactured of celcon and ABS
- Quick and simple to install
- Positive seal
- Easy to operate and maintain
- Will not chip or peel
- Durable



CAT NO.	DESCRIPTION
C270	Polar white basket strainer
C271	Almond basket strainer

FLANGES

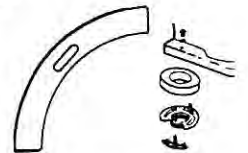
QUIK-SET CLOSET FLANGES

CAT NO.	DESCRIPTION
C5269	4 x 2
C5527	4 x 4



SPAN SEAL REPAIR FLANGE

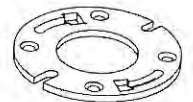
CAT NO.	DESCRIPTION
C4567	SSRP



CLOSET FLANGE EXTENDER

- 1/2" thick
- Can be stacked to desired height

CAT NO.	MODEL #	DESCRIPTION
C2753	C88-001	Closet flange extender



OAKUM

- The original Oakum with benonite - expands over 10 time when wet
 - Baled in coils or cut length for easy use
- | | |
|-------|---|
| C2776 | White 3/8" cord (27" cut length) 1 lb. bags |
|-------|---|



FLEXIBLE PVC TEST CAPS

- Reinforced top
- 5/16" hex screw with screwdriver slot
- Fits both cast iron and plastic pipe

C2745	1-1/2"
C2746	2"
C2747	3"
C2748	4"



T-CONE TEST PLUGS

- Test up to three floors at once
- Positive sealing
- No metal parts to rust
- Combination test plug and clean-out
- Fits schedule 40 DWV pipe

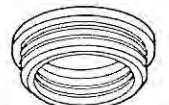
C274	2"	C275	3"
------	----	------	----



MULTI-TITE GASKETS

- Multi-rings on outside make this gasket the easiest to install
- Meets ASTM standard C564

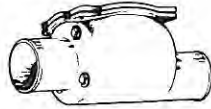
C2749	2"	C2750	3"	C2751	4"
-------	----	-------	----	-------	----



934 S.E. Sixth Avenue • Portland, Oregon 97214 • (503) 235-2167 • (800) 929-5039 • Fax (503) 239-3774

PLUMBEST CAST IRON SERVICE WEIGHT AND NO HUB BACKWATER VALVES

CAT NO.	SIZE
C2775	3"
C2790	4"
C6990	6"



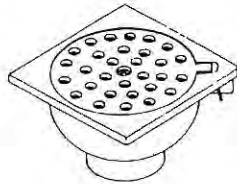
ABS BACKWATER VALVES - (Not Shown)

CAT NO.	SIZE
C7025	3"
C7026	4"

NO HUB BELL TRAP

- Spigot outlet
- Hinged lid
- Bell attached
- Replacement lids available

CAT NO.	SIZE
C2777	6" x 6" x 2"



PORCELAIN COATED FLOOR SINKS

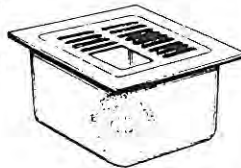
- 12" x 12" white porcelain coated cast iron
- No hub and inside caulk
- Aluminum dome bottom strainer included

CAT NO. DESCRIPTION

C1017	2" no hub 6" deep
C1018	3" no hub 6" deep

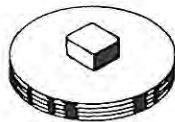
TOP GRATES ONLY TO FIT FLOOR SINKS

C6995	Half grate
	Full top grate (S55-010)
	Three-quarters grate (S55-075)



SOUTHERN CODE BRASS PLUGS RAISED HEAD

CAT NO.	MODEL #	SIZE
C2763	P50-150	1-1/2"
C2765	P50-200	2"
C2767	P50-250	2-1/2"
C2769	P50-300	3"
C2771	P50-350	3-1/2"
C2773	P50-400	4"



COUNTERSUNK

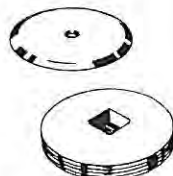
C2764	P51-150	1-1/2"
C2766	P51-200	2"
C2768	P51-250	2-1/2"
C2770	P51-300	3"
C2772	P51-350	3-1/2"
C2774	P51-400	4"



EXTENSION COVER SETS

- Set includes stainless steel extension covers
- Brass countersunk plug
- 1/4 - 20 x 4" flat head machine screws

CAT NO.	PLUG SIZE	COVER SIZE
C5535	2"	4"
C5536	2-1/2"	5"
C5537	3"	5"
C5538	3-1/2"	6"
C5539	4"	7"



EZ TEST SHOWER DRAINS

CAST IRON

C5501 - (2)

1-1/2" IPS, SHOWER DRAIN. Cast iron, assembled with (6) grill, (6CR) crown, two (7) screws, (14P1) protection plate, and three (7B) bolts.

C5502 - (4)

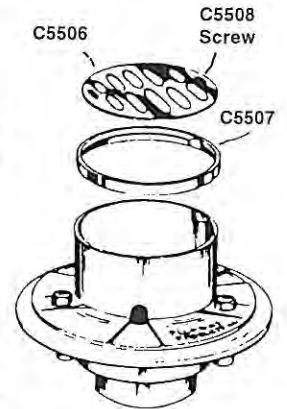
2" IPS, SHOWER DRAIN. Cast iron, assembled with (6) grill, (6CR) crown, two (7) screws, three (7B) bolts, and (14P2) protection plate.

C5503 - (4 NH)

Same as 4 above except No-Hub 2" outlet.

C5504 - (5)

2" CAULK, SHOWER DRAIN. Cast iron, assembled with (6) grill, (6CR) crown, two (7) screws, three (7B) bolts, and (14P) protection plate.



ABS

C5505 - (501SA)

2" GLUE-ON SHOWER DRAIN. ABS black plastic top and bottom. Los Angeles Code. Assembled with three (7LS) screws, (6) grill, (6CR) crown, two (7) screws, and (14P) protection plate.

PROTECTION DRAINS

C5509 - (8A)

1-1/2" IPS, PROTECTION DRAIN. Cast iron, assembled with (6) grill, (6CR) crown, two (7) screws, and (14P) protection plate.



8A

C5510 - (9A)

2" IPS, PROTECTION DRAIN. Cast iron, assembled with (6) grill, (6CR) crown, two (7) screws, and (14P) protection plate. Sold on an each basis.

C5500 - (14A)

2" CAULK, PROTECTION DRAIN. Cast iron, assembled with (6) grill, (6CR) crown, two (7) screws, and (14P) protection plate. Sold on an each basis.



14A