

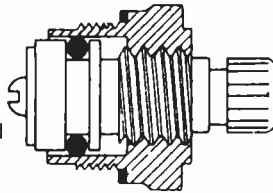
STEMS AND SEATS

KOHLER

Sink - K-70920-25
Lavatory - K-10800

CAT NO.	MODEL #	Description
C2033	15801	696WB Stem - R H Hot
C2032	15802	697WB Stem - L H Cold
	35649	48 Handle Screw
C2176	-	28 Cap Thread Gasket
C2375	35725	8 Stem "O" Ring
C2499	-	00 Flat Bibb Washer
C2521	35142	5 Bibb Screw
C2473	30092	93 Bibb Seat
	24113	13 Handle Bushing

1-B



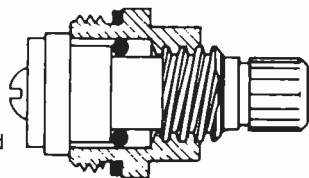
Bibb Seat
C2473

INDIANA BRASS

Sink - 1001-17
Lavatory - 631-34

CAT NO.	MODEL #	Description
C2222	15347	258WB Stem - R H Hot
C2223	15348	259WB Stem - L H Cold
	35639	38 Handle Screw
	35754	40 Cap Thread "O" Ring
C2375	35725	8 Stem "O" Ring
C2502	-	1/4 Flat Bibb Washer
C2524	35141	4 Bibb Screw
	30047	48 Bibb Seat
	24112	12 Handle Bushing

2



Bibb Seat
30047

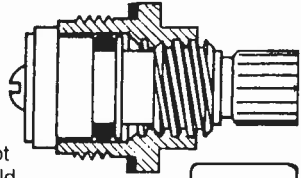
**UNION-GOPHER
Lever Handle**

Sink - 20-24; 40-41; 50-53A;
60-63A; 80-83


Lavatory - 70-75, 700-800A

CAT NO.	MODEL #	Description
C2204	15333	247WB Stem - R H Hot
C2203	15334	248WB Stem - L H Cold
	35652	51 Handle Screw
C2176	35564	28 Cap Thread Gasket
C2375	35725	8 Stem "O" Ring
C2502	-	1/4 Flat Bibb Washer
C2524	35141	4 Bibb Screw
	30042	43 Bibb Seat
	30046	47 Bibb Seat
C2465	30067	68 Bibb Seat
	24112	12 Handle Bushing


4



Bibb Seat
30042



Bibb Seat
C2465



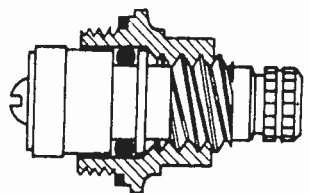
Bibb Seat
30046

PRICE-PFISTER

Sink - 635-45; 1007A
Lavatory - 95R
Laundry - 3195

CAT NO.	MODEL #	Description
C2226	15289	212WB Stem - R H Hot
	15290	213WB Stem - L H Cold
	35639	38 Handle Screw
C2176	35564	28 Cap Thread Gasket
C2375	35725	8 Stem "O" Ring
C2499	-	00 Flat Bibb Washer
C2522	35153	16 Bibb Screw
C2440	30038	39 Bibb Seat (Brass)
	30239	39M Bibb Seat (S.S.)
	24122	21 Handle Bushing

5



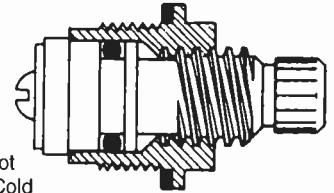
Bibb Seat
C2440

**CENTRAL BRASS
Lever Handle**

Sink - 47; 48; 120 thru 149
Lavatory - 1137 thru 1149
Laundry - 84; 85; 94

CAT NO.	MODEL #	Description
C2218	15083	60WB Stem - R H Hot
C2217	15084	613WB Stem - L H Cold
	35636	34 Handle Screw
C2176	35564	28 Cap Thread Gasket
C2375	35725	8 Stem "O" Ring
C2500	-	0 Flat Bibb Washer
C2524	35141	4 Bibb Screw
C2407	30006	7 Bibb Seat (Brass)
	30207	7M Bibb Seat (S.S.)
	24127	27 Handle Bushing

6



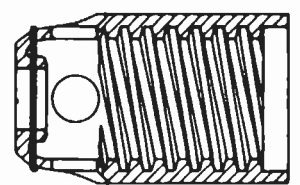
Bibb Seat
C2407

**KOHLER
Lever Handle**

RE-NU Unit with "O" Ring
All Models

CAT NO.	MODEL #	Description
C2225	15145	105BR Barrel - R H Hot
	15146	106BR Barrel - L H Cold
C2402	35742	28 "O" Ring
	35346	7 Top Bibb Ring

9-B

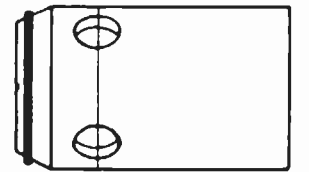


**AMERICAN STANARD
Lever Handle**

RE-NU Unit with "O" Ring
All Models

CAT NO.	MODEL #	Description
C2216	15027	22BR Barrel - R H Hot
C2217	15028	23BR Barrel - L H Cold

11-C

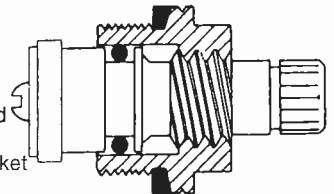


STERLING FAUCET

Bath - 19-050; 19-060

CAT NO.	MODEL #	Description
	15889	796WB Stem-R H Hot
C2208	15890	797WB Stem-L H Cold
	35639	38 Handle Screw
	35570	35 Cap Thread Gasket
C2375	35725	8 Stem "O" Ring
C2502	-	1/4 Flat Bibb Washer
C2524	35141	4 Bibb Screw
		NO BIBB SEAT USED
	24113	13 Handle Bushing

12-C

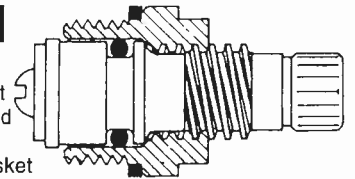


AMERICAN BRASS

Sink - 55-56

CAT NO.	MODEL #	Description
C2200	15469	367WB Stem-R H Hot
C2199	15470	368WB Stem-L H Cold
	35649	48 Handle Screw
C2176	35564	28 Cap Thread Gasket
C2375	35725	8 Stem "O" Ring
C2499	-	00 Flat Bibb Washer
C2521	35142	5 Bibb Screw
	30050	51 Bibb Seat
	24114	14 Handle Bushing

13



BONNET-18T



Bibb Seat
30050

934 S.E. Sixth Avenue • Portland, Oregon 97214 • (503) 235-2167 • (800) 929-5039 • Fax (503) 239-3774

STEMS AND SEATS

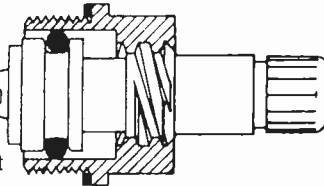
STERLING FAUCET

Lavatory - 20-310; 20-370

CAT NO. MODEL # Description

C2207	15559	456WB Stem - R H Hot
C2206	15560	457WB Stem - L H Cold
	35636	34 Handle Screw
	35570	35 Cap Thread Gasket
C2375	35725	8 Stem "O" Ring
C2499	-	00 Flat Bibb Washer
C2521	35142	5 Bibb Screw
C2430	30017	18 Bibb Seat (Brass)
	30218	18M Bibb Seat (S.S.)
	24124	24 Handle Bushing

15



Bibb Seat
C2430



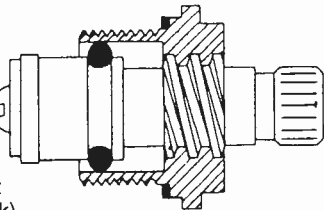
STREAMWAY Lever Handle

Sink & Lavatory - 108 Series

CAT NO. MODEL # Description

C2025	15641	524WB Stem - R H Hot
C2024	15642	525WB Stem - L H Cold
	35649	48 Handle Screw
	35566	30 Cap Thread Gasket
	35719	74 Stem "O" Ring (thick)
C2375	35725	8 Stem "O" Ring (thin)
C2499	-	00 Flat Bibb Washer
C2521	35142	5 Bibb Screw
C2431	30078	79 Bibb Seat
	24118	18 Handle Bushing

17-A



Bibb Seat
C2431



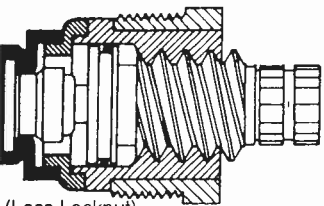
AMERICAN STANDARD Lever Handle

Aqua Seal Units for Sink, Lavatory & Bath (ST-52XWB; POS. 23 can be used as a replacement)

CAT NO. MODEL # Description

C2231	15729	600WB Stem-R H Hot (Less Locknut)
C2230	15730	601WB Stem - L H Cold (Less Locknut)
	15731	600WBN Stem - R H Hot (With Locknut)
	15732	601WBN Stem - L H Cold (With Locknut)
	17718	600LN Lock Nut - Hot & Cold
	17830	600SR Stop Ring Handle Screw Varies
C2374	35724	7 Stem "O" Ring (Old Style)
	75055	102 Stem "O" Ring (New Style)
C2515	36565	218 Aqua Seal Washer
C2432	30019	20 Bibb Seat (Brass)
	30220	20M Bibb Seat (S.S.)
	24129	29 Handle Bushing

18



Bibb Seat
C2432



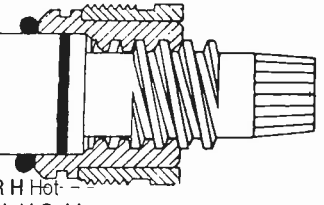
AMERICAN STANDARD Lever Handle

Sink - Lavatory - Bath May be used to replace Aqua Seal units

CAT NO. MODEL # Description

	15742	652 Stem - R H Hot		
	15743	653 Stem - L H Cold		
C2229	15744	652WB Stem w/bonnet - R H Hot		
C2228	15745	653WB Stem w/bonnet - L H Cold		
	15972	652WBN Stem w/bonnet & locknut - R H Hot		
	15973	653WBN Stem w/bonnet & locknut - L H Cold		
	17718	600LN Locknut - Hot & Cold		
	35639	38 Handle Screw		
	35729	12 Bonnet "O" Ring		
C2374	35724	7 Stem "O" Ring		
	35755	41 Stem "O" Ring		
C2500	-	0 Flat Bibb Washer		
C2521	35142	5 Bibb Screw	30220	20M Bibb Seat (S.S.)
C2432	30019	20 Bibb Seat (Brass)	24129	29 Handle Bushing

23



Bibb Seat
C2432



STERLING FAUCET (Elkay)

Sink - 264-190; 265-230; 266-430; 267-470; 268-510; 273-00; 275-00; 2612-10

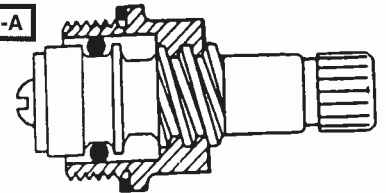
Lavatory - 206-10; 206-40

Elkay - Lavatory LK-214; Laundry LK-189; Bar LK-89

CAT NO. MODEL # Description

C2233	15643	526WB Stem - R H Hot
C2232	15644	527WB Stem - L H Cold
	35636	34 Handle Screw
	35570	35 Cap Thread Gasket
C2375	35725	8 Stem "O" Ring
C2499	-	00 Flat Bibb Washer
C2521	35142	5 Bibb Screw
C2430	30017	18 Bibb Seat (Brass)
	30218	18M Bibb Seat (S.S.)
	24124	24 Handle Bushing

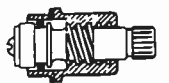
30-A



Bibb Seat
C2430



Old Style



STREAMWAY

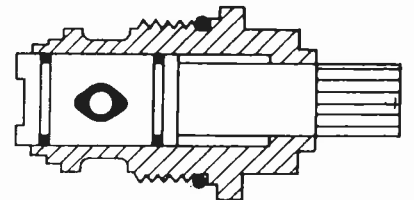
Sink - P108

Lavatory - P404, P410A, P1304A

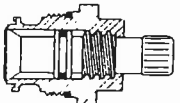
CAT NO. MODEL # Description

C2252	16015	886WB Stem with bonnet
	35649	48 Handle Screw
	35731	14 Cap Thread "O" Ring
C2374	35724	7 Stem "O" Ring NO BIBB SEAT USED
	17972	Seats and Springs
	24118	18 Handle Bushing
	18030	1112SE Stem Extension

30-G



OLD STYLE STEM W/BRASS STEM AND DELRIN BONNET



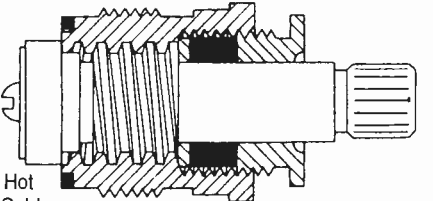
ELJER - Lever Handle

Lavatory - E-9143-47


CAT NO. MODEL # Description

C2539	15784	682 Stem-R H Hot
	15785	683 Stem-L H Cold
	15786	682WB Stem w/bonnet - R H Hot
	15787	683WB Stem w/bonnet - L H Cold
	17732	682B Bonnet - Hot
	17816	683B Bonnet - Cold
	17804	682PN Packing Nut
	35646	45 Handle Screw
C2176	35564	28 Cap Thread Gasket
	35208	52 Bonnet Packing
	35358	21 Top Bibb Ring
C2502	-	1/4 Flat Bibb Washer
	35142	5 Bibb Screw
C2411	30011	12 Bibb Seat (Brass)
	30212	12M Bibb Seat (S.S.)
	24113	13 Handle Bushing

50-A



Bibb Seat
C2411

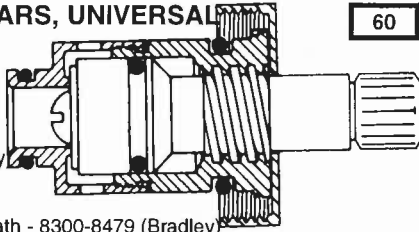


STEMS AND SEATS


ELKAY - BRADLEY - SEARS, UNIVERSAL RUNDLE Lever Handle

Sink - 82720-1 thru 30-1
Lavatory - P-1072; P-1071-1; P-1077; 82350-1 thru 82360-1
Sink - LK201; 222; 223; 231; 232 (Elkay)
Lavatory - LK211 (Elkay)
Sink - 8700-8767 (Bradley)
Lavatory - 8000-8230 (Bradley) / Bath - 8300-8479 (Bradley)
Sink - 82720 thru 82731-82734 (Universal Rundle)
Lavatory - P-1072; P-1071-1; P-1077; 82350 thru 82361-82365 (Universal Rundle) / Sink - 2158 (Sears)

CAT NO.	MODEL #	Description
C2261	15569	464WB Stem - R H Hot
C2260	15570	465WB Stem - L H Cold
	15571	464WBC Stem w/bonnet Cap - R H Hot
	15572	465WBC Stem w/bonnet Cap - L H Cold
	17668	464BC Cap Nut - Hot & Cold
	35638	37 Handle Screw
	35729	12 Cap Thread "O" Ring
C2375	35725	8 Stem "O" Ring
C2500	-	0 Flat Bibb Washer
	35154	17 Bibb Screw
C2374	35724	7 Bibb Seat "O" Ring
	30093	94 Bibb Seat
	30097	98 Bibb Seat (P-1077)



60



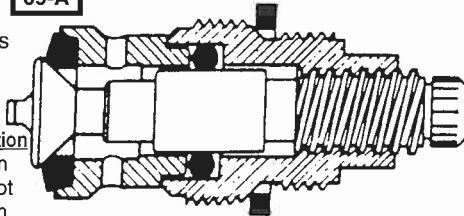
Bibb Seat 30093

CRANE Lever Handle

All Crane Dial-Ese Fixtures
Sink, Lavatory,
Bath & Laundry

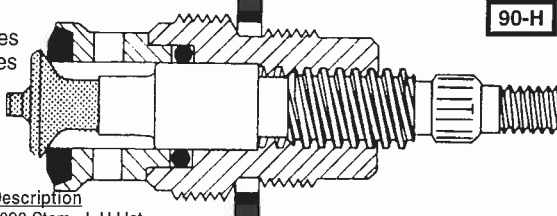
CAT NO.	MODEL #	Description
C2273	15117	76 Stem - L H Hot
		- L H Hot
C2272	15118	77 Stem - R H Cold
C2269	15119	76WB Stem w/bonnet - L H Hot
C2268	15120	77WB Stem w/bonnet - R H Cold
	17528	76B Bonnet - L H Hot
	17529	77B Bonnet - R H Cold
	17530	76P Centerpiece - L H Hot
	17531	77P Centerpiece - R H Cold
	17532	76S Sleeve - Hot & Cold
C2514	36738	4 Seat Washer
C2188	36739	5 Handle Bushing
C2478	35643	42 Handle Screw
C2178	35545	3 Cap Thread Gasket
	35233	97 Bonnet Packing (Alternate)
C2361	35721	1 Stem "O" Ring

69 69-A



CRANE All Hospital Fixtures With Blade Handles

CAT NO.	MODEL #	Description
	17341	1020 Stem - L H Hot
	17342	1021 Stem - R H Cold
C2287	17343	1020WB Stem w/bonnet-L H Hot
	17344	1021WB Stem w/bonnet-R H Cold
	17528	76B Bonnet - L H Hot
	17529	77B Bonnet - R H Cold
	17530	76P Centerpiece - L H Hot
	17531	77P Centerpiece - R H Cold
	17532	76S Sleeve - Hot & Cold
	36761	8 Seat Washer - Tan
	36763	12860 Cap Handle Nut - Hot
	36764	12861 Cap Handle Nut - Cold
	35545	3 Cap Thread Gasket C2178
	35721	1 Stem "O" Ring C2361
	35233	97 Bonnet Packing (Alternate)

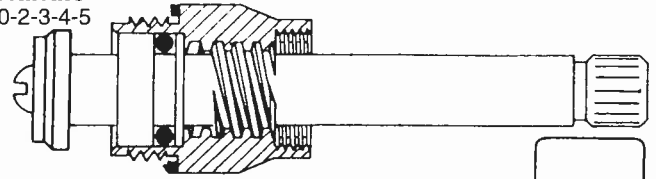


90-H


UNION GOPHER Lever Handle

Bath - 30-2-3-4-5


CAT NO.	MODEL #	Description
C2291	15363	275WB Stem - R H Hot
C2290	15364	276WB Stem - L H Cold
	38051	18 Escutcheon Nipple (Brass)
	60901	2 Bonnet Wrench
	35652	51 Handle Screw
C2176	35564	28 Cap Thread Gasket
C2375	35725	8 Stem "O" Ring
C2502	-	1/4 Flat Bibb Washer
C2521	35142	5 Bibb Screw
	30063	64 Bibb Seat
	30106	107 Bibb Seat
	24112	12 Handle Bushing



100



Bibb Seat 30106

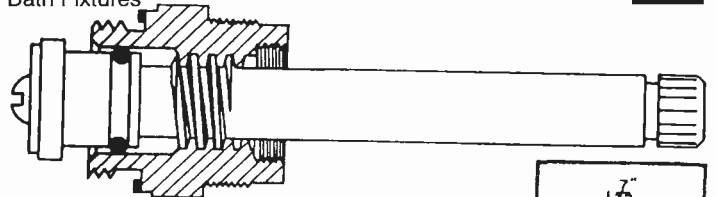


Bibb Seat 30063


INDIANA BRASS - Lever Handle

All Bath Fixtures

CAT NO.	MODEL #	Description
C2296	15525	429WB Stem w/bonnet - R H Hot
C2295	15526	430WB Stem w/bonnet - L H Cold
	60903	4 Bonnet Wrench
	35654	53 Handle Screw
	35561	24 Cap Thread Gasket
C2375	35725	8 Stem "O" Ring
C2502	-	1/4 Flat Bibb Washer
C2524	35141	4 Bibb Screw
	30073	74 Bibb Seat
	24112	12 Handle Bushing



107



OLD STYLE BONNET Interchangeable

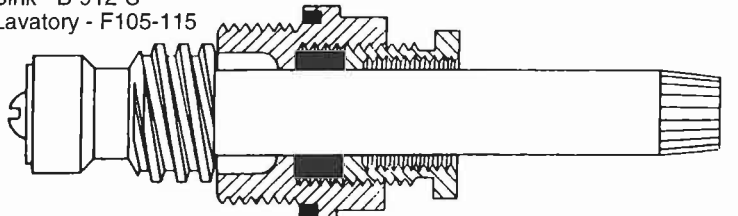
Bibb Seat 30073



AMERICAN STANDARD

Sink - B-912-S
Lavatory - F105-115

CAT NO.	MODEL #	Description
C2288	15047	34 Stem - R H Hot & Cold
	15048	34WB Stem w/bonnet - R H Hot & Cold
	17510	34B Bonnet - Hot & Cold
	17831	34PN Packing Nut
	38026	12 Escutcheon Nipple (Brass)
	35646	45 Handle Screw
	35546	4 Cap Thread Gasket C2500
	35194	31 Bonnet Packing C2522
	35347	8 Top Bibb Ring
		0 Flat Bibb Washer
		16 Bibb Screw
		20 Handle Bushing



107

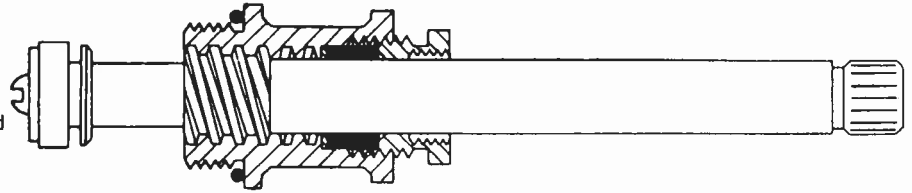
STEMS AND SEATS

SAYCO - X-Arm Handle

Bath - 308; T-308 (From 1968)

139-B

CAT NO.	MODEL #	Description
	15883	788 Stem - R H Hot & Cold
C2301	15884	788WB Stem w/bonnet - R H Hot & Cold
	17672	473B Bonnet - Hot & Cold
	17886	473PN Packing Nut
	38030	16 Escutcheon Nipple (Brass)
	60900	1 Bonnet Wrench
	35142	5 Handle Screw (Bibb)
	35754	40 Cap Thread "O" Ring
	35237	101 Bonnet Packing
	35368	51 Top Bibb Ring
C2499	-	00 Flat Bibb Washer
C2524	35141	4 Bibb Screw
	30112	113 Bibb Seat (Brass)
	30313	113M Bibb Seat (S.S.)
	24111	11 Handle Bushing



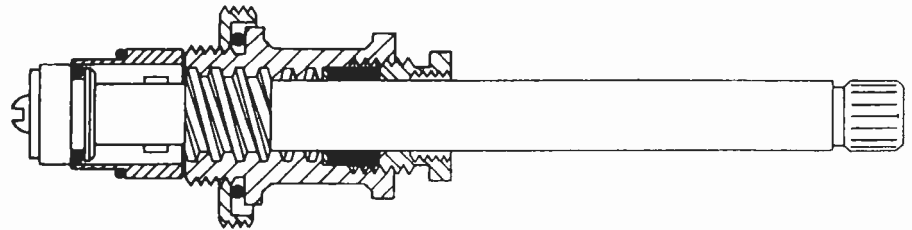
Bibb Seat
30112

SAYCO

Bath - 308; T-308 (From 1968)

139-C

CAT NO.	MODEL #	Description
	15885	790 Stem - Diverter
	15886	790WB Stem w/bonnet - Diverter
	17672	473B Bonnet - Diverter
	17886	473PN Packing Nut
	17910	473DE Diverter Extension
	38030	16 Escutcheon Nipple (Brass)
	60900	1 Bonnet Wrench
	35749	35 Diverter Extension "O" Ring
C2521	35142	5 Handle Screw (Bibb)
	35754	40 Cap Thread "O" Ring
	35237	101 Bonnet Packing
C2374	35724	7 Stem "O" Ring
	35368	51 Top Bibb Ring
C2499	-	00 Flat Bibb Washer
	35694	18 Diverter Washer
C2524	35141	4 Bibb Screw
		NO BIBB SEAT USED
	24111	11 Handle Bushing

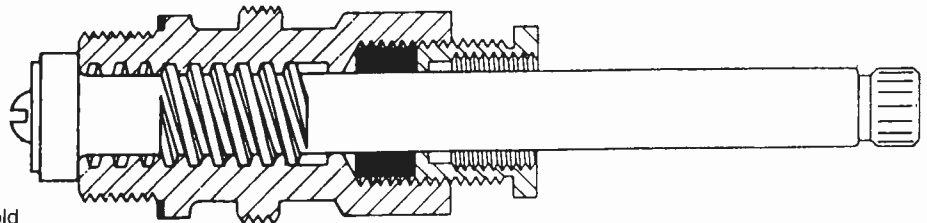


STERLING FAUCET

Bath - 10-000 (N-602); 12-000; 13-000;
105-21; 115-21; 125-21; 135-21

145

CAT NO.	MODEL #	Description
C2302	15419	321 Stem - R H Hot & Cold
	15420	321WB Stem w/bonnet - R H Hot & Cold
	17629	321B Bonnet - R H Hot & Cold
	17839	321PN Packing Nut
	60902	3 Bonnet Wrench
	35636	34 Handle Screw
	35562	26 Cap Thread Gasket
	35194	31 Bonnet Packing
C2503	-	1/4L Flat Bibb Washer
C2524	35141	4 Bibb Screw
C2430	30017	18 Bibb Seat (Brass)
	30218	18M Bibb Seat (S.S.)
	24124	24 Handle Bushing



SHORT PATTERN



Bibb Seat
C2430

934 S.E. Sixth Avenue • Portland, Oregon 97214 • (503) 235-2167 • (800) 929-5039 • Fax (503) 239-3774

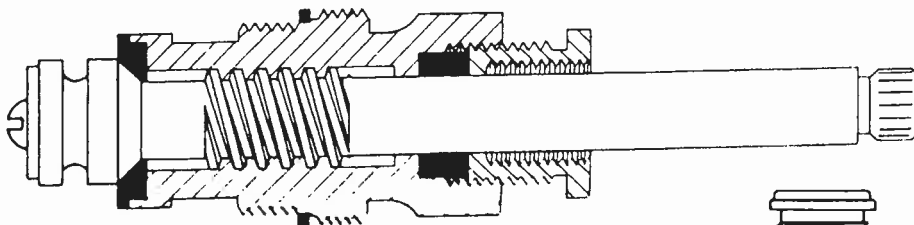
STERLING FAUCET

Bath - 10-000 (N-602); 105-21

CAT NO.	MODEL #	Description
C2058	15401	305 Stem - Diverter
	15402	305WB Stem w/bonnet - Diverter
	17621	305B Bonnet - Diverter
	17829	321PN Packing Nut
	60902	3 Bonnet Wrench
	35644	43 Handle Screw
C2182	35568	33 Cap Thread Gasket
	35194	31 Bonnet Packing
C2503	-	1/4L Flat Bibb Washer
	35693	17 Diverter Washer
C2524	35141	4 Bibb Screw
C2430	30017	18 Bibb Seat (Brass)
	30218	18M Bibb Seat (S.S.)
	24124	24 handle Bushing

146

STEMS AND SEATS



SHORT PATTERN

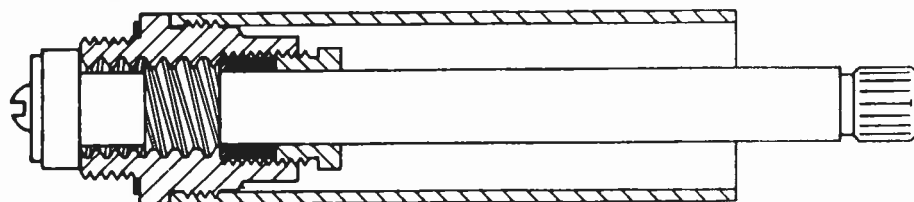


ELJER

Bath - E-9030-31; 35; 36; 40; 45

CAT NO.	MODEL #	Description
C2305	15691	567 Stem - R H Hot
C2304	15692	568 Stem - L H Cold
	15693	567WB Stem w/bonnet - R H Hot
	15694	568WB Stem w/bonnet - L H Cold
	17700	567B Bonnet - R H Hot
	17701	568B Bonnet - L H Cold
	17864	567PN Packing Nut
	60901	2 Bonnet Wrench
	35639	38 Handle Screw
	35646	45 Handle Screw
C2176	35564	28 Cap Thread Gasket
	35206	50 Bonnet Packing
	35368	51 Topp Bibb Ring
C2502	-	1/4 Flat Bibb Washer
	35141	4 Bibb Screw
C2433	30069	70 Bibb Seat
	24113	13 handle Bushing

148-A



OLD STYLE BONNET
Interchangeable

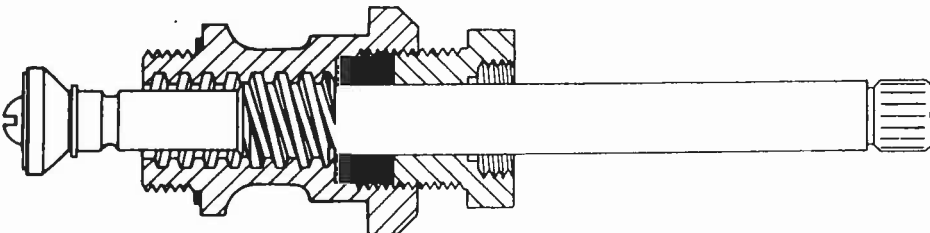


SAYCO

Bath - 208; 208D; 308 (From 1955)

CAT NO.	MODEL #	Description
	15385	291 Stem - R H Hot & Cold
C2066	15386	291WB Stem w/bonnet - R H Hot & Cold
	17615	291B Bonnet - Hot & Cold
	17918	291PN Packing Nut
	60901	2 Bonnet Wrench
	38025	11 Escutcheon Nipple (Brass)
C2524	35141	4 Handle Screw (Bibb)
	35543	1 Cap Thread Gasket
	35231	95 Bonnet Packing
	35358	21 Top Bibb Ring
	-	000 Flat Bibb Washer
C2522	35153	16 Bibb Screw
	30026	27 Bibb Seat (Brass)
	30227	27M Bibb Seat (S.S.)
	24111	11 Handle Bushing

149



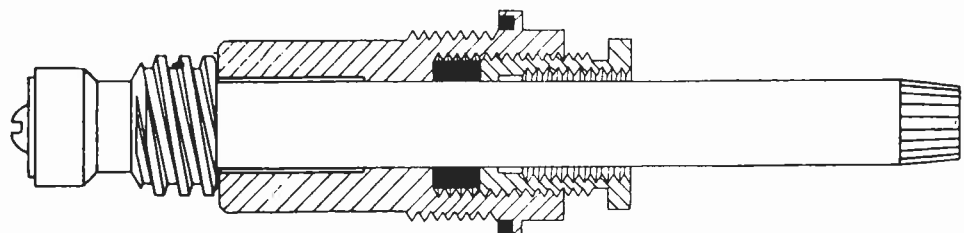
AMERICAN STANDARD

Sink - B-872-74-82-84

B-892-S; B-892-ST; B-898-S; B-898-ST

CAT NO.	MODEL #	Description
C2310	15049	35 Stem - R H Hot
	15050	36 Stem - L H Cold
	15051	35WB Stem w/bonnet - R H Hot
	15052	36WB Stem w/bonnet - L H Cold
	17511	35B Bonnet - R H Hot & Cold
	17921	35PN Packing Nut
	38026	12 Escutcheon Nipple (Brass)
	35646	45 Handle Screw
	35546	4 Cap Thread Gasket
	35194	31 Bonnet Packing
	35347	8 Top Bibb Ring
C2500	-	0 Flat Bibb Washer
C2522	35153	16 Bibb Screw
	24129	29 Handle Bushing

160



LONG PATTERN

934 S.E. Sixth Avenue • Portland, Oregon 97214 • (503) 235-2167 • (800) 929-5039 • Fax (503) 239-3774

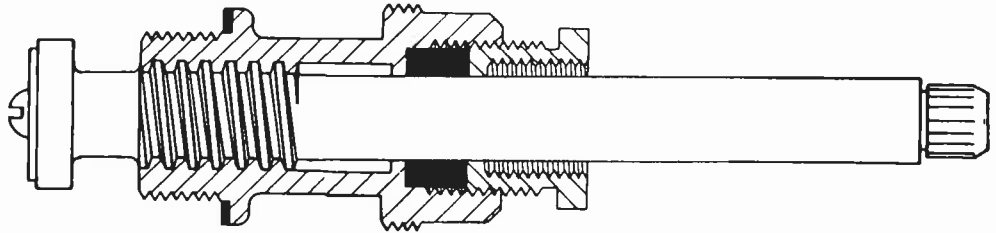
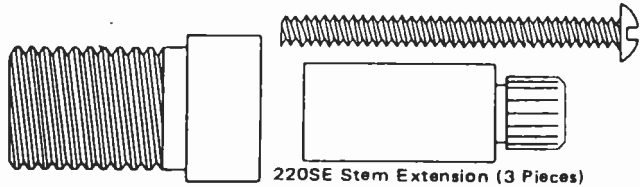
STEMS AND SEATS

PRICE-PFISTER

Bath - 10; 12 D.L.H. (Beaux-Art)

163

CAT NO.	MODEL #	Description
	15301	222 Stem - R H Hot & Cold
	15302	222WB Stem w/bonnet - R H Hot & Cold
C2065	17099	222WBLT Stem w/bonnet less external threads - R H Hot & Cold
	17589	222B Bonnet - R H Hot & Cold
	18018	220BLT Bonnet less threads - R H Hot & Cold
	17898	220PN Packing Nut
	17903	220SE Stem Extension (3 pieces)
	60902	3 Bonnet Wrench
	38028	14 Escutcheon Nipple (Brass)
C2522	35153	16 Handle Screw (Bibb)
	35567	32 Cap Thread Gasket
	35200	44 Bonnet Packing
C2506	-	3/8L Flatt Bibb Washer
C2522	35153	16 Bibb Screw
C2452	30037	38 Bibb Seat (Brass)
	30238	38M Bibb Seat (S.S.)
	24116	16 Handle Bushing

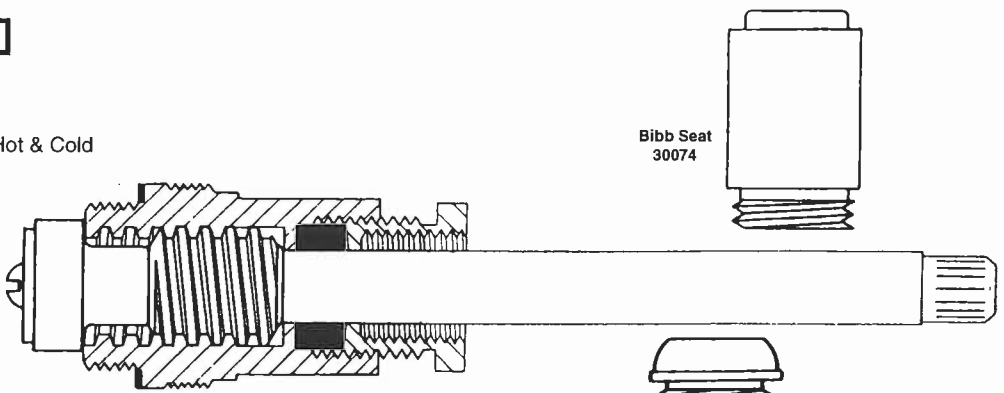


GERBER

Bath - 60; 80; 82; 100; 582; 642; 800

173

CAT NO.	MODEL #	Description
C2315	15353	264 Stem - R H Hot & Cold
	15354	264WB Stem w/bonnet - R H Hot & Cold
	17604	264B Bonnet - R H Hot & Cold
	17835	264PN Packing Nut
	60901	2 Bonnet Wrench
	38025	11 Escutcheon Nipple (Brass)
	35639	38 handle Screw (G-7HC)
	35549	7 Cap Thread Gasket
	35207	51 Bonnet Packing
C2503	-	1/4L Flat Bibb Washer
C2522	35153	16 Bibb Screw
	30027	28 Bibb Seat (Brass)
	30228	28M Bibb Seat (S.S.)
	30074	75 Bibb Seat (Brass)
	24111	11 Handle Bushing

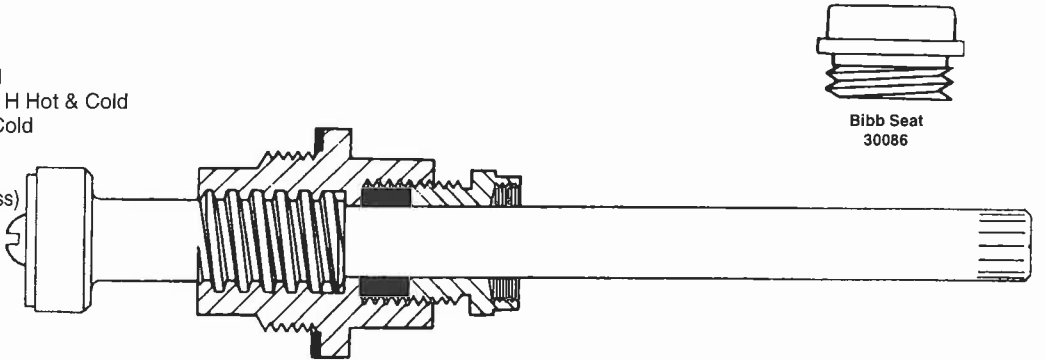


UNION - GOPHER

Bath - L-6300-06; L-6320-25;
L-6404-05-06-08

179-B

CAT NO.	MODEL #	Description
	15415	317 Stem - R H Hot & Cold
C2059	15416	317WB Stem w/bonnet - R H Hot & Cold
	17627	317B Bonnet - R H Hot & Cold
	17938	317PN Packing Nut
	60901	2 Bonnet Wrench
	38025	11 Escutcheon Nipple (Brass)
	35639	38 Handle Screw
	35581	46 Cap Thread Gasket
	35206	50 Bonnet Packing
C2506	-	3/8L Flat Bibb Washer
C2524	35141	4 Bibb Screw
	30086	87 Bibb Seat
	24112	12 Handle Bushing



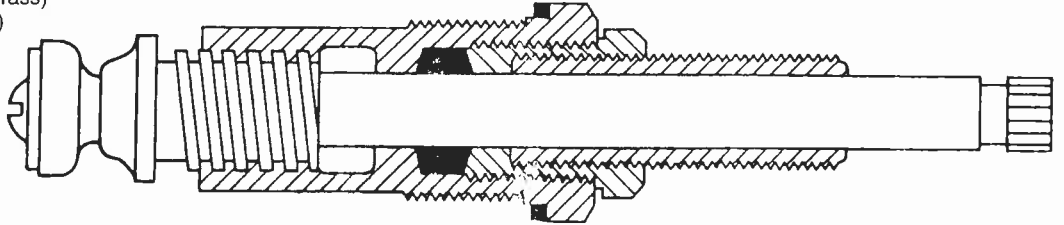
STEMS AND SEATS

CRANE

Bath Criterion; Rival (Concealed)

180-A

CAT NO.	MODEL #	Description
C2308	15512	413WB Stem w/bonnet - R H Hot & Cold
	17904	411PN Packing Nut
	60902	3 Bonnet Wrench
	38031	17 Escutcheon Nipple (Brass)
	35631	4426 Handle Screw (Set)
C2187	35544	2 Cap Thread Gasket
	35231	95 Bonnet Packing
C2503	-	1/4L Flatt Bibb Washer
C2522	35153	16 Bibb Screw
C2456	30034	35 Bibb Seat
	24116	16 Handle Bushing



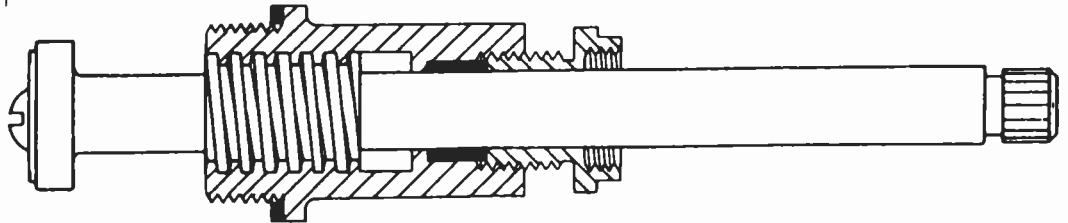
BRIGGS-REPUBLIC

Bath - K-3370; T-8105-15; T-8125;
T-8205; T-8510

184

CAT NO.	MODEL #	Description
C2312	15081	57 Stem - R H Hot & Cold
	15082	57WB Stem w/bonnet - R H Hot & Cold
	17520	57B Bonnet - R H Hot & Cold
	17912	57PN Packing Nut
	60902	3 Bonnet Wrench
	38025	11 Escutcheon Nipple
	35151	14 Handle Screw (Bibb)
C2187	35544	2 Cap Thread Gasket
	35209	55 Bonnet Packing
C2506	-	3/8L Flatt Bibb Washer
	35150	13 Bibb Screw
C2443	30010	11 Bibb Seat
	24114	14 Handle Bushing

Bibb Seat
C2443



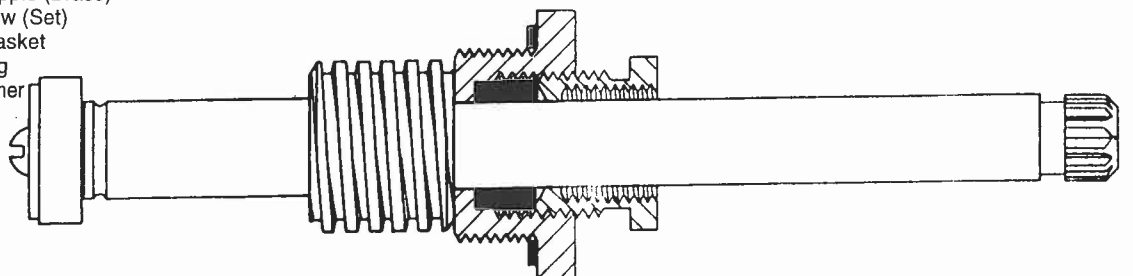

BRIGGS-REPUBLIC

Bath - 1170; 1200; 1224; 1230

192

CAT NO.	MODEL #	Description
C2317	15405	309 Stem - R H Hot & Cold
	15406	309WB Stem w/bonnet - R H Hot & Cold
	17623	309B Bonnet - Hot & Cold
	17948	309PN Packing Nut
	60903	4 Bonnet Wrench
	38025	11 Escutcheon Nipple (Brass)
	35627	4422 Handle Screw (Set)
	35560	22 Cap Thread Gasket
	35231	95 Bonnet Packing
C2506	-	3/8L Flat Bibb Washer
C2524	35141	4 Bibb Screw
C2410	30008	9 Bibb Seat
C2443	30010	11 Bibb Seat

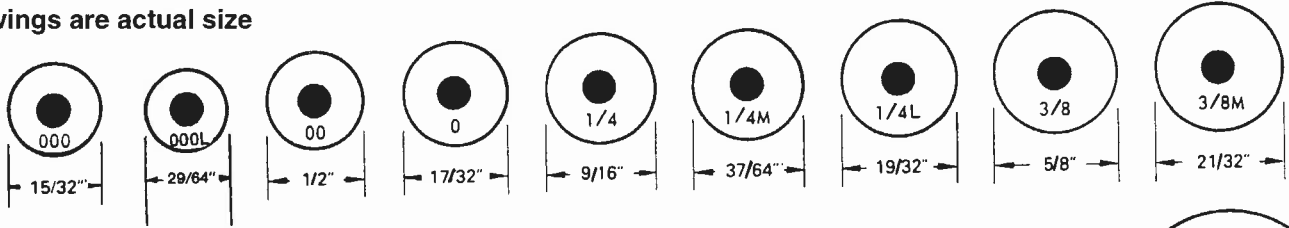
Bibb Seat
C2443



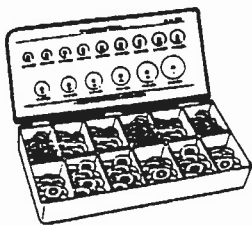
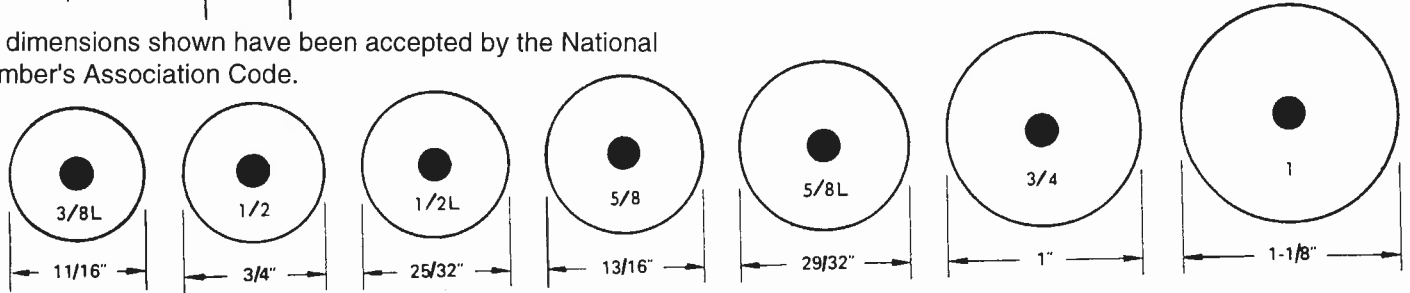
934 S.E. Sixth Avenue • Portland, Oregon 97214 • (503) 235-2167 • (800) 929-5039 • Fax (503) 239-3774

FAUCET WASHER IDENTIFICATION CHART

All Drawings are actual size

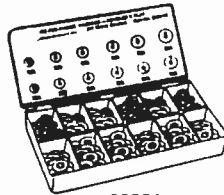


*All dimensions shown have been accepted by the National Plumber's Association Code.



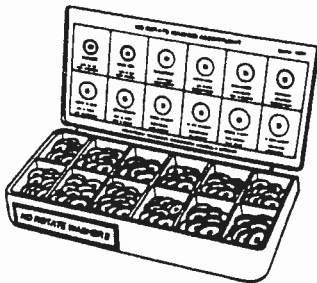
C2512

Model #39994
Replacement Kit for Flat Faucet Washers
172 pieces of sizes 000 to 1"
(plastic box) Dimensions: 10-3/4" x 5-1/4" x 1"



C2513

Model #39991
Replacement Kit for Beveled & Flat Faucet Washers
240 pieces of sizes 000 to 1/4L flat & 000 to 3/8 beveled
(plastic box) Dimensions: 10-3/4" x 5-1/4" x 1"



C2147

Model #37786
Replacement Kit for "No-Rotate"
Washers - 72 pieces
(plastic box)



FLAT FAUCET WASHERS


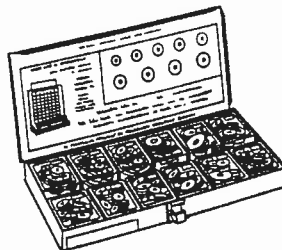
Cat. No.	Model No.	Size	Actual Diameter
	35061	000	15/32"
	35245	000L	29/64"
C2499	35062	00	1/2"
C2500	35063	0	17/32"
C2501	35064	1/4	9/16"
C2502	35074	1/4M	37/64"
C2503	35065	1/4L	19/32"
C2504	35066	3/8	5/8"
C2505	35067	3/8M	21/32"
C2506	35068	3/8L	3/8L
C2507	35069	1/2	3/4"
C2508	35070	1/2L	25/32"
C2509	35071	5/8	13/16"
	35075	5/8L	29/32"
C2510	35072	3/4	1"
C2511	35073	1	1-1/8"

"NO-ROTATE" WASHERS

Cat. No.	Model No.	Size
C2148	35031	00
C2149	35032	0
C2150	35033	1/4
C2151	35283	1/4L
	35284	3/8
	35285	3/8M
C2152	35286	3/8L
	35287	1/2

BEVELED FAUCET WASHERS

Cat. No.	Model No.	Size	Diameter
	35089	000	15/32"
C2487	35090	00	1/2"
C2488	35091	0	17/32"
C2489	35092	1/4	9/16"
C2490	35093	1/4L	19/32"
C2491	35094	3/8	5/8"
C2492	35095	3/8M	21/32"
C2493	35096	3/8L	11/16"
C2494	35097	1/2	3/4"
C2495	35098	1/2L	25/32"
C2496	35099	5/8	13/16"
	35100	5/8L	29/32"
	35101	3/4	1"
	35102	1"	1-1/8"
	35184	5/8-5/8L	13/16"-29/32"
	35185	3/4-1	1"-1-1/8"



C331

Model #39993
Replacement Kit for Beveled Faucet Washers
170 pieces of sizes 000 to 3/4"
(plastic box)

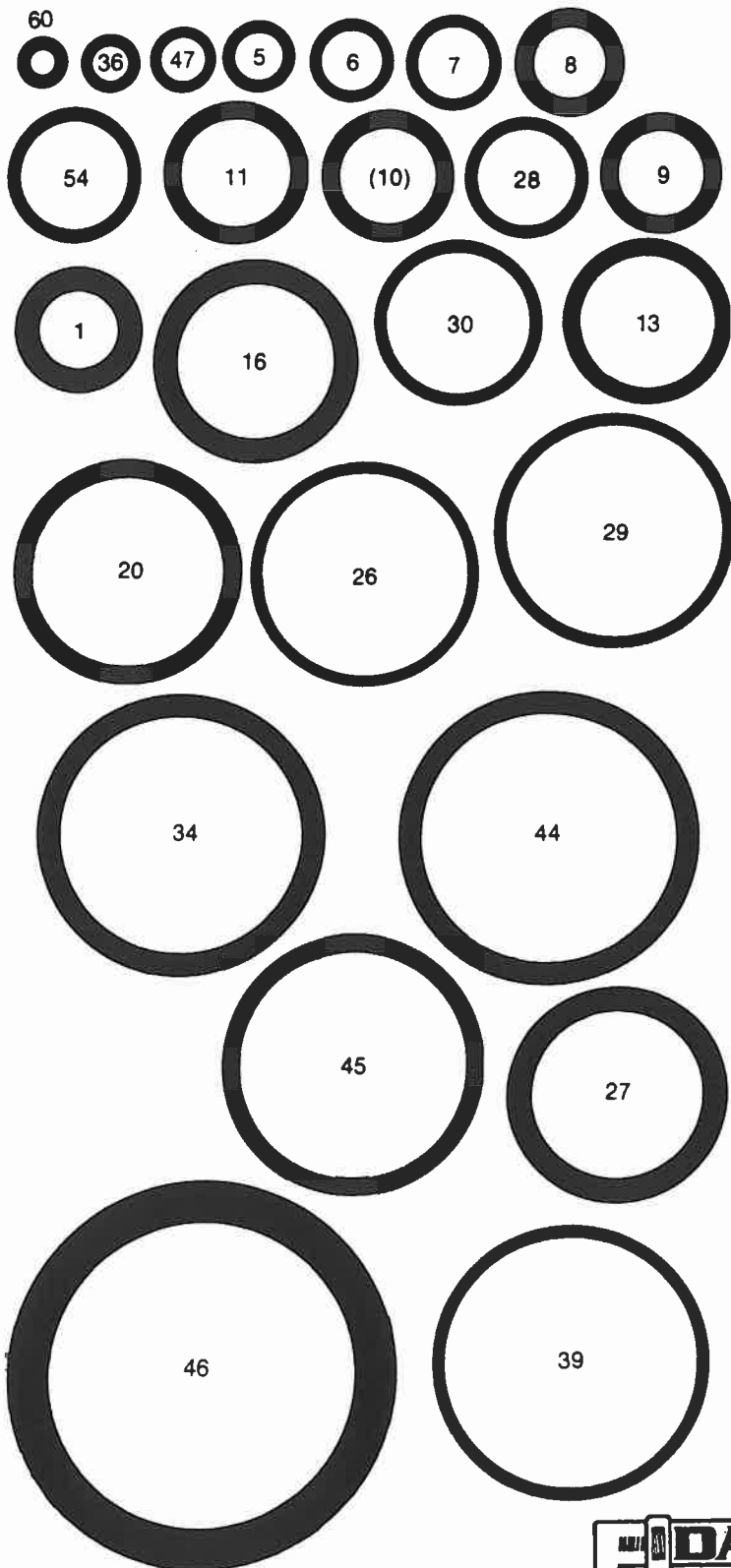
TEFLON* FAUCET WASHERS

Cat. No.	Model No.	Size	Diameter
	35080	000	15/32"
C2153	35081	00	1/2"
C2154	35082	0	17/32"
C2155	35083	1/4	9/16"
C2156	35084	1/4L	19/32"
C2157	35085	3/8	5/8"
C2158	35086	3/8M	21/32"
C2162	35087	3/8L	11/16"
C2163	35088	1/2	3/4"

#57

Model #37841**
Replacement Kit for Teflon Faucet Washers
96 pieces of sizes 000 to 1/2"
(plastic box) Dimensions: 10-3/4" x 5-1/4" x 1"
**** SPECIAL ORDER**

O-RINGS



"O" RING INDEX


CAT. NO.	MODEL #	NO.	O.D.	I.D.	WALL
C2361	35721	1	21/32"	13/32"	1/8"
Western, Crane, Dial-Ese, Kohler, Barnes					
C2372	35722	5	3/8"	1/4"	1/16"
Cuthbert, Sloan, Speakman, Waltec, Calco, Crane, Kohler Drinking Fountain, Acme, Schaible, Tracy Dishmaster					
C2373	35723	6	7/16"	5/16"	1/16"
Central, Wallaceburg, Kohler, Cuthbert, Mueller, Sloan, Crane, Speakman, Sterling, Waltec, Indiana					
C2374	35724	7	1/2"	3/8"	1/16"
American Standard, Kohler, Mueller, Powers, Waltec, Watrous, Universal Rundle, Sayco, Michigan Brass, Sears Harmony					
C2375	35725	8	9/16"	3/8"	3/32"
Cuthbert, Cygent, Jameco, Valley, Price Pfister, Gerber, Harcraft, Savoy, Waltec, Aqualine, American Brass, Western Brass, Sterling Faucet, Sinclair, Teck, Sayco, Speakman, General Tire, Arrowhead, Grand Haven, Indiana					
C2376	35726	9	5/8"	7/16"	3/32"
Central, Salter, Scovill, Savoy, Gerber, Crane, "Hi-Lo" Ballcock, Speakman, Gyro, Barnes, Indiana, American Kitchens, Kohler, Michigan Brass, Scovill, Symmons					
C2377	35727	10	11/16"	1/2"	3/32"
Moen, Duomaster #10, Indiana, Eljer, Wolverine, Gerber, Cuthbert, Speakman, Walrous, Alamar					
C2378	35728	11	3/4"	9/16"	3/32"
Price Pfister, Standadyne, Speakman, Sterling, Teck, Kohler, Crane, Cuthbert, Jameco, Mueller, Grand Haven, Dick Bros., Milwaukee, Barnes, Central, Sterling Faucet, Schaible, Mullins, Dishmaster, Youngstown					
C2381	35730	13	7/8"	11/16"	3/32"
American Standard, Cuthbert, Jameco, Kohler, Mueller, Mullins, Briggs Republic, Dishmaster, Barnes, Schaible, Sears, Tracy, Central, American Kitchen, Gopher, Universal Rundle, Alamar					
C2384	35733	16	1-1/16"	13/16"	1/8"
Moen, American Kitchens, Grosley, Youngstown, Eljer, Gyro, Hotpoint					
C2400	35737	20	1-3/16"	1"	3/32"
American Standard Static-Seal for Aqua-Seal, Alamar, Eljer, Jameco, Speakman, Teck					
C2363	35740	26	1-3/16"	1-1/16"	1/16"
American Standard, Schaible, Youngstown Single Lever, Cuthbert, Waltec					
C2385	35741	27	1-1/8"	7/8"	1/8"
Tracy, Moen 42E, Alamar, Harcraft, Reppal, Sterling Faucet, Delta (Delex)					
C2402	35742	28	5/8"	1/2"	1/16"
Delta Diverter Assembly, Cuthbert, Kohler					
C2362	35743	29	1-1/4"	1-1/8"	1/16"
Delta Cam Assembly, Symmons					
C2399	35744	30	7/8"	3/4"	1/16"
Kohler, American Standard, Speakman, Symmons, Waltec, Teck					
C2389	35748	34	1-1/2"	1-1/4"	1/8"
Moen 42E, Delta, Sloan, Symmons					
C2370	35750	36	5/16"	3/16"	1/16"
American Standard B/C Plunger, Speakman Self Closing Faucets, Kohler B/C, Waltec					
C2401	35753	39	1-7/16"	1-5/16"	1/16"
Nile, Moen Spout					
C2390	35758	44	1-9/16"	1-5/16"	1/8"
Moen Spout, Cuthbert					
C4089	35759	45	1-3/8"	1-3/16"	3/32"
Sloan, Delta (Delex)					
C329	35760	46	2"	1-5/8"	7/32"
Atlantic Waste, Franklin Waste					
C2371	35761	47	11/32"	7/32"	1/16"
Kohler Flush Valve, Waltec					
C2364	35768	54	11/16"	9/16"	1/16"
American Standard Push-Pull Bath					
C2368	35774	60	1/4"	1/8"	1/16"
Minneapolis-Honeywell Control					

REPLACEMENT KIT FOR O-RINGS

C2367

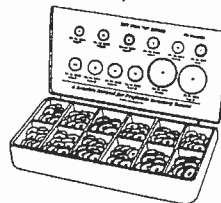
Model #37846
Contains 288 pieces of
48 different sizes

The most complete assortment available



C2393

Model #39968
Contains 180 pieces of
12 different sizes
(plastic box)



All Drawings Are Actual Size

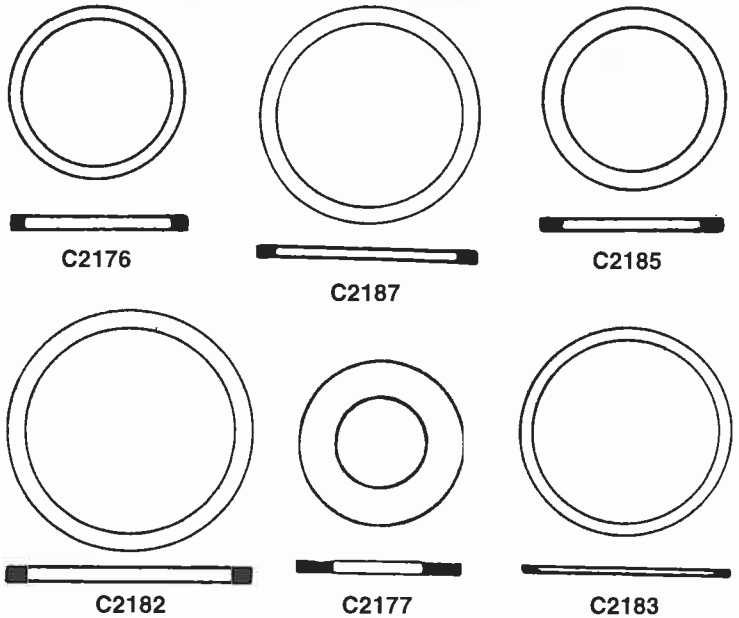


934 S.E. Sixth Avenue • Portland, Oregon 97214 • (503) 235-2167 • (800) 929-5039 • Fax (503) 239-3774


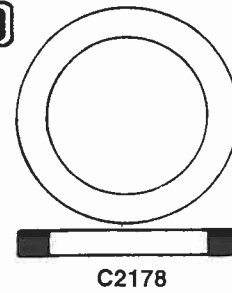
CAP THREAD GASKET INDEX & KITS

Cat. No.	Model #	Part No.	Each Kit	Application
C2187	35544	2	12	American Standard, Eljer, Briggs, Gerber, Central Brass, Crane, Union Brass, Kohler, Salter, Glauber, McDonald
C2178	35545	3	6	Crane
C2183	35548	6	30	Kohler
C2185	35557	18	24	Briggs, Speakman, Wallaceburg, Waltec
C2176	35564	28	24	Sayco, Union Brass, Savoy, Central Brass, Briggs, Crane, American Brass, Burlington, Grand Haven, Kohler, Rheem, Streamway, Crestmont, Price Pfister, Royal Brass, American Standard, Harcraft, Import, Eljer, Rheem, Arrowhead Brass, Michigan Brass, Union Brass, Dick Brothers, Sterling Brass
C2182	35568	33	9	Gerber, Royal Brass, Sterling, American Brass, Sayco, Speakman, American Standard
C2177	79092	62	30	American Standard

CAP THREAD GASKETS



C2095
Model #40488
Dimensions: 3-3/16" x 2-1/4" x 1/2"
CLOSET SPUD GASKET FOR ELJER
Molded Rubber
Used on all late model Eljer free standing closets

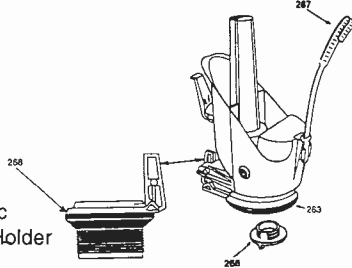


C2532
Model #60370
HANDLE PULLER

FLUSH VALVE

Model #278
(Old Series P-2, 72-1)

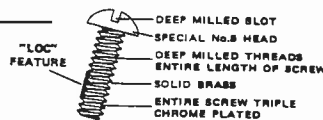
C488	41123	263	Seat Disc
	40198	266	Gasket Holder
C489	41124	267	Strap
	40199	268	Flush Valve Seat (includes gasket)
C490	41125	278	Complete Flush Valve



DANCO FAUCET WASHER RETAINERS

When you should use the DANCO FAUCET WASHER RETAINER

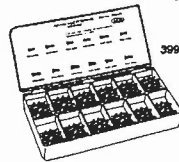
1. Break off remaining section of the existing retainer on stem.
2. File and smooth off edges with Danco Grit Cloth.
3. Replace with a Danco retainer using Danco Bibb Screws.



MONEL BIBB SCREWS

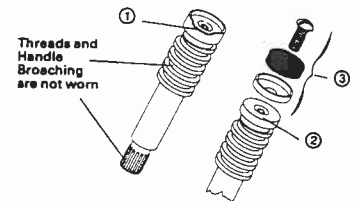
REPLACEMENT KIT FOR FAUCET SCREWS

C6500 #39992 Replacement Kit for Faucet Screws
234 pieces of 12 different sizes (plastic box)



Model #	Model #	Lngh	Gauge
BRASS	MONEL		
35138		3/8"	6/32
35139		1/2"	6/32
35140		5/8"	6/32
C2524	C2426	3/8"	8/32
C2521	C2427	1/2"	8/32
35144		3/8"	9/32
35145		1/2"	9/32
35147	C2428	3/8"	10/32
35148	C2429	1/2"	10/32
35149		5/8"	10/32
35150	C2424	3/8"	10/28
35151		1/2"	10/28
C2522	C2422	3/8"	10/24
35154	C2423	1/2"	10/24

Cat. No.	Model #	Size	Diameter
	35107	000	15/32"
C2077	35108	00	1/2"
C2079	35109	0	17/32"
C2078	35110	1/4	9/16"
C2080	35111	1/4L	19/32"
C2081	35112	3/8	5/8"
	35113	3/8M	21/32"
C2083	35114	3/8L	11/16"
C2084	35115	1/2	3/4"
	35116	1/2L	25/32"
	35117	5/8	13/16"
	35118	5/8L	7/8"



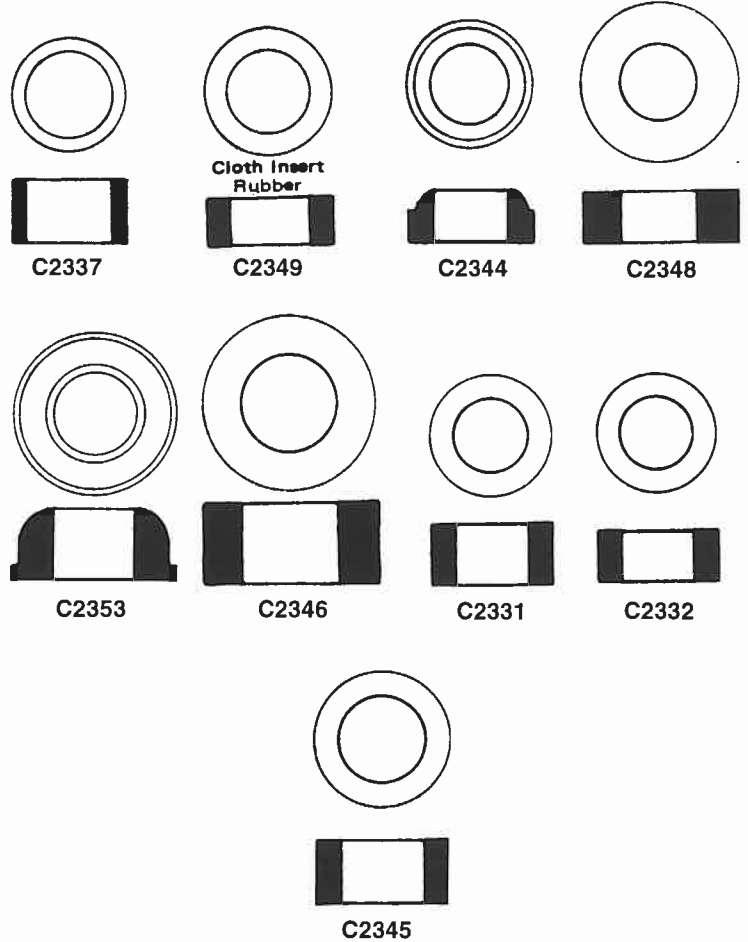
To be used when the washer retainer is broken or distorted. Just file or grind the damaged retainer off the stem and you are then ready for the Danco replacement . . . use with a Danco faucet screw to assure a secure bind.



BONNET PACKINGS

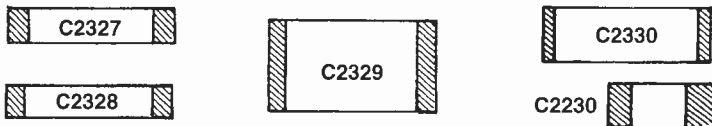
Cat. No.	Model #	No.	Each Kit
C2344	35188	19	12
Chicago Faucet, Central Brass, Harcraft, Sears			
C2345	35193	30	12
American Standard, Speakman, Speakman-Kent, Price-Pfister, T&S Brass, Sterling, Briggs-Republic, California Brass, Empire Brass, American Brass			
C2332	35203	47	12
American Standard, American Brass, Union Brass			
C2331	35212	58	12
Briggs, American Brass, Central Brass, Eljer, Royal Brass, Harcraft, McDonald			
C2346	35216	66	3
Speakman, Crane			
C2337	35217	67	12
Speakman, American Brass, Royal Brass, Salter			
C2353	35219	71	4
Speakman-Kent			
C2348	35220	75	8
Universal Rundle, McDonald, Sterling, Powers-Garvin, Barnes-Western, Dick Bros.			
C2349	35240	104	12
American Standard, American Brass, Kohler, Queen City			

BONNET PACKINGS



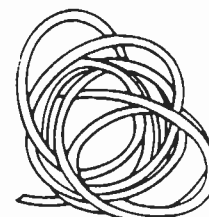
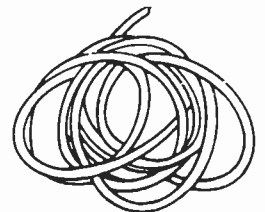
SWING SPOUT PACKINGS (All Reg. Walls)

Cat. No.	Part No.	Use	O.D.	I.D.	Ht.
C2327	P-2203	Am. Std. OEM 473-07	7/8	5/8	7/32
C2328	P-2217	Kohler, Wolverine	7/8	41/64	5/32
C2329	P-2227	Empire, Reocal	7/8	43/64	15/32
C2330	P-2228	Chicago, Reocal	7/8	3/4	7/32
C2330	P-2230	Kohler	9/16	19/64	15/64



TEFLON VALVE PACKING

C2013
Model #80794
3/32" x 36" Rope

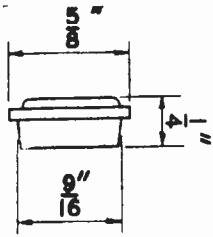


GRAPHITE PACKING

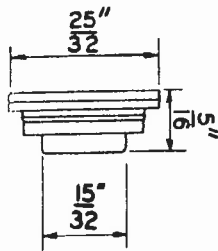
C2014
Model #80793
3/32" x 24"
Self Forming
Contains rubber and zinc oxides



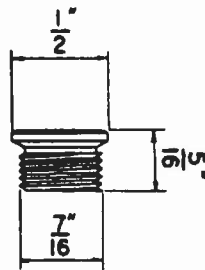
REPLACEMENT BIBB SEATS



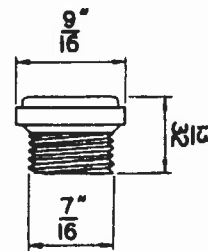
C2447
Model #30044 (18)
No. 45 Repairs Reocal
Plated Brass



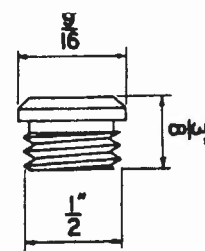
C2445
Model #30055 (12)
No. 56 Repairs Kohler
Plated Brass



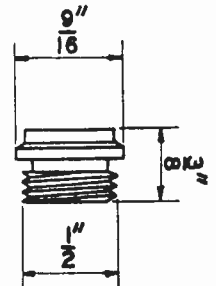
C2472
Model #30079 (27T)
No. 80 Repairs
Barnes-Western
Plated Brass



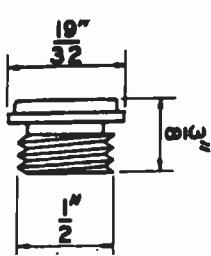
C2432
Model #30019 (24T)
No. 20 Repairs
American Standard
Plated Brass



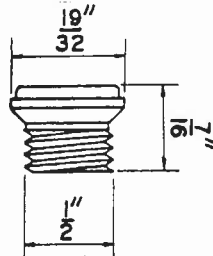
C2433
Model #30069 (20T)
No. 70 Repairs Eljer
Plated Brass



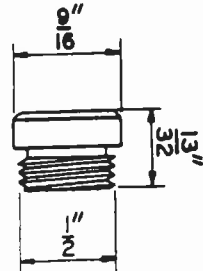
C2440
Model #30038 (20T)
No. 39 Repairs Price-
Pfister & Sinclair
Plated Brass



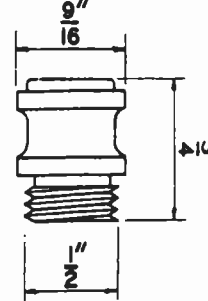
C2412
Model #30016 (20T)
No. 17 Repairs
Schable, Sterling Brass,
Royal Brass, Powers
Garvin (Bardes)
Plated Brass



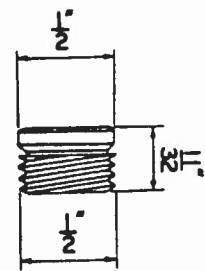
C2413
Model #81644 (20T)
No. 44 Repairs
American Standard
(Colony)
Plain Brass



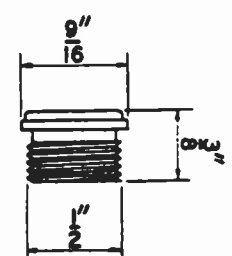
C2439
Model #30041 (20T)
No. 42 Repairs Savoy
Plated Brass



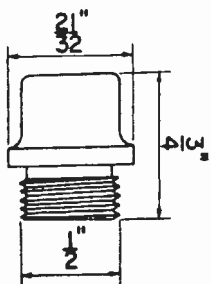
C2410
Model #30008 (20T)
No. 9 Repairs
Briggs-Republic
Plated Brass



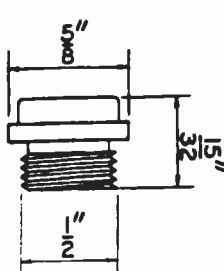
C2431
Model #30078 (24T)
No. 79 Repairs
Streamway
Plated Brass



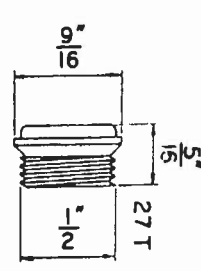
C2430
Model #30017 (24T)
No. 18 Repairs
Sterling Faucet,
American Kitchen
Plated Brass



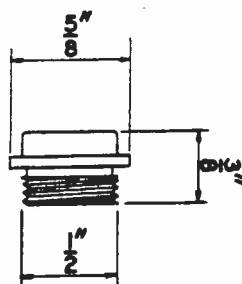
C2467
Model #30076 (24T)
No. 77 Repairs Central
Plated Brass



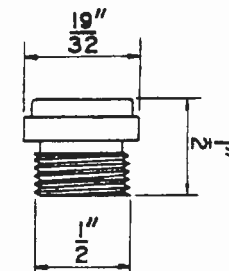
C2407
Model #30006 (24T)
No. 7 Repairs
Central-Rheem
Plated Brass



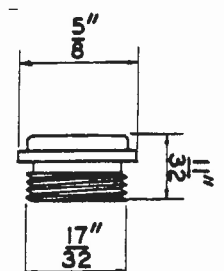
C2473
Model #30092 (27T)
No. 93 Repairs Kohler
Plated Brass



C2404
Model #30001 (27T)
No. 2 Repairs
Kohler
Plated Brass




C2411
Model #30011 (27T)
No. 12 Repairs Eljer
Plated Brass



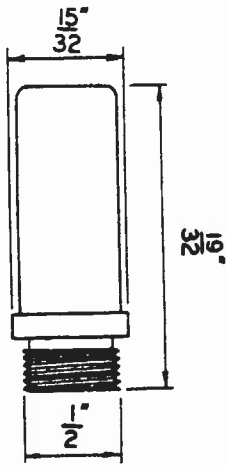
C2441
Model #30023 (24T)
No. 24 Repairs Sears,
Universal Rundle,
Burlington, Brass
Plated Brass

Each Bibb Seat is illustrated actual size.

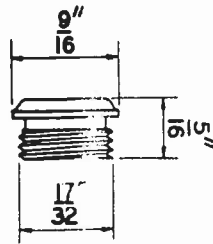
REPLACEMENT BIBB SEATS



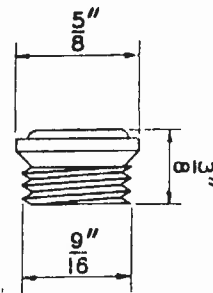
C2453
Model #30013 (27T)
No. 14 Repairs Eljer
Plated Brass



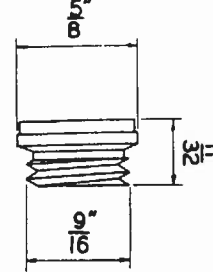
C2455
Model #30134 (27T)
No. 135 Repairs Eljer
Plated Brass



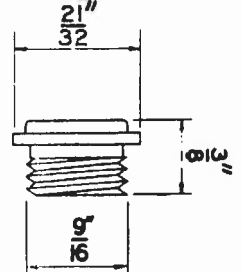
C2436
Model #30014 (27T)
No. 15 Repairs
Milwaukee Faucet,
Belvedere, Universal
Rundle
Plated Brass



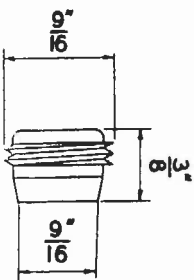
C2442
Model #30053 (18T)
No. 54 Repairs
American Standard
(Tract-Line)
Plated Brass



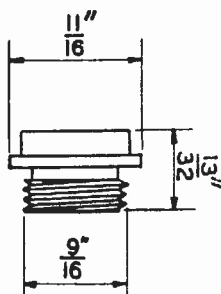
C2415
Model #30061 (20T)
No. 62 Repairs
American Standard
Plain Brass



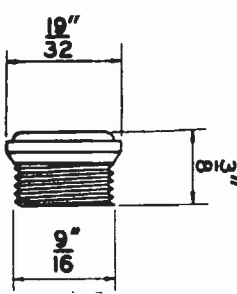
C2409
Model #30007 (20T)
No. 8 Repairs
Briggs-Republic
Plated Brass



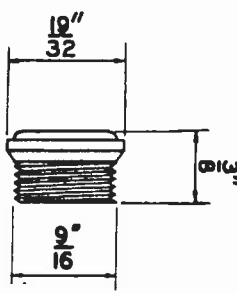
C2444
Model #30064 (20T)
No. 65 Repairs
Harcraft & Rodac
Plated Brass



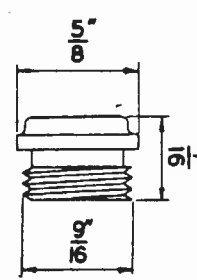
C2456
Model #30034 (22T)
No. 35 Repairs Crane
Plated Brass



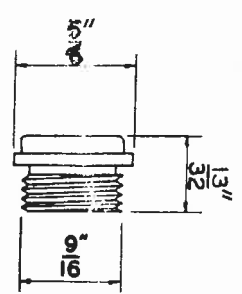
C2403
Model #30000 (24T)
No. 1 Repairs
American Standard
Plated Brass



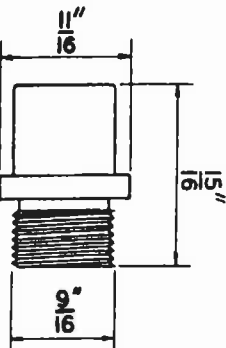
C2434
Model #30029 (24T)
No. 30 Repairs
Barnes-Western
Plated Brass



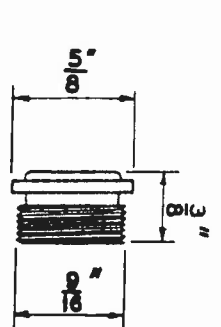
C2460
Model #30082 (24T)
No. 83 Repairs Briggs-
Republic
Plated Brass



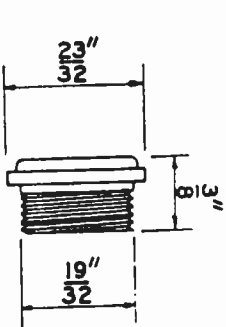
C2466
Model #30005 (27T)
No. 6 Repairs Central
Plated Brass



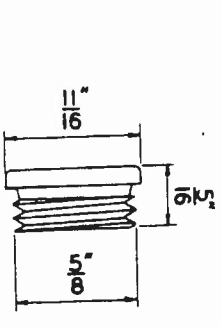
C2454
Model #30012 (27T)
No. 13 Repairs Eljer
Plated Brass



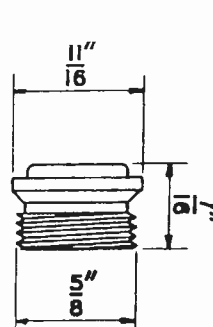
C2464
Model #30064 (28T)
No. 46 Repairs
Crane-Repcal
Plated Brass



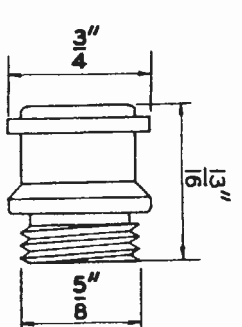
C2462
Model #30031 (24T)
No. 32 Repairs
Wolverine
Plated Brass



C2465
Model #30067 (18T)
No. 68 Repairs
Union Brass
Plated Brass



C2414
Model #30039 (10) -20T
No. 40 Repairs Tracey
Plated Brass

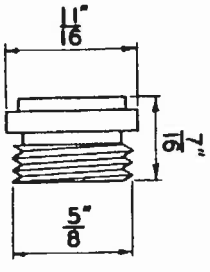


C2443
Model #30010 (4)-20T
No. 11 Repairs
Briggs-Republic
Plated Brass

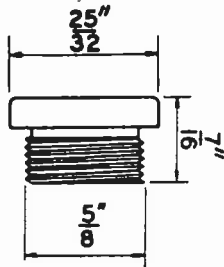
Each Bibb Seat is illustrated actual size.



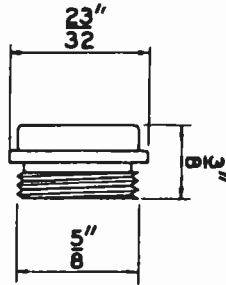
REPLACEMENT BIBB SEATS



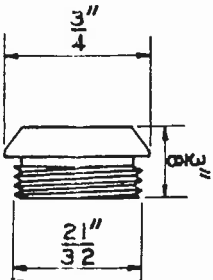
C2461
Model #30122 (9)-20T
No. 123 Repairs
Chase Brass
Plated Brass



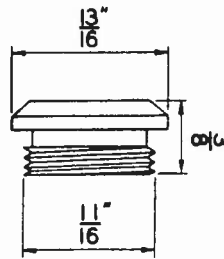
C2419
Model #30021 (24T)
No. 22 Repairs
Speakman
Plated Brass



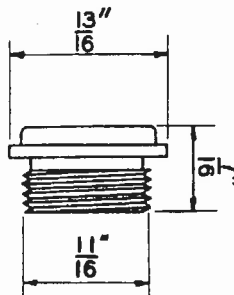
C2405
Model #30003 (27T)
No. 4 Repairs Kohler
Plated Brass



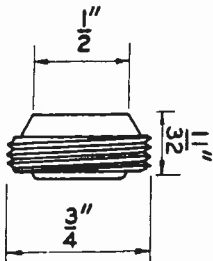
C2452
Model #30037 (18T)
No. 38 Repairs
Price-Pfister & Sinclair
Plated Brass



C2457
Model #30125 (24T)
No. 126 Repairs Crane
Plated Brass



C2417
Model #30035 (22T)
No. 36 Repairs Crane
Plated Brass

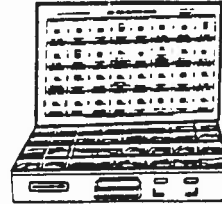
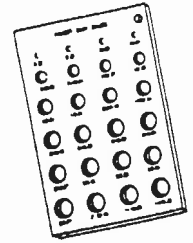


C2446
Model #30059 (20T)
No. 60 Repairs
Harcraft
Plated Brass

Each Bibb Seat is illustrated actual size.

C2533

Model #60953
6" x 4" Bibb Seat Gauge
All Metal, deep cut threads,
20 Bibb seat sizes, 4 screw sizes



C2474

Model #39947
Replacement Kit for Faucet Seats
(32 types - 96 total pieces)